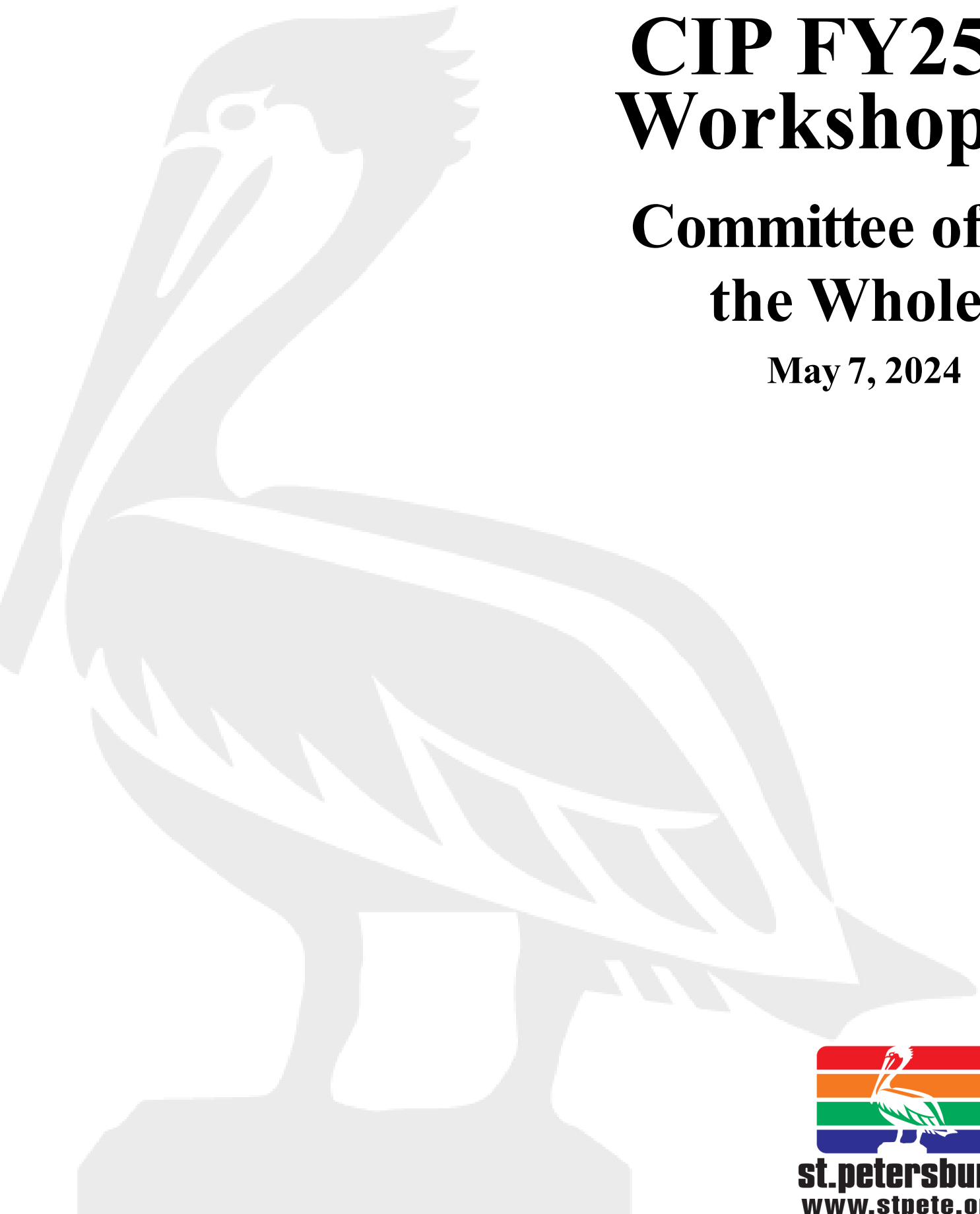


# **CIP FY25 Workshop**

## **Committee of the Whole**

**May 7, 2024**



**st.petersburg**  
**[www.stpete.org](http://www.stpete.org)**

City of St. Petersburg  
**MEMORANDUM**

To: Honorable Deborah Figgs-Sanders, Chair, and Members of City Council

From: Liz Makofske, Budget and Management Director

Thru: Thomas Greene, Assistant City Administrator *TG*

Date: April 26, 2024

Re: **FY25 CIP Budget Committee of the Whole (COW) – May 7, 2024**

---

Attached are the materials for the CIP portion of the FY25 Budget COW, which is scheduled for May 7, 2024, to begin at 8:30 a.m. in Room 100 of City Hall.

The attached materials show projected funding for capital improvements over the five-year planning period, fiscal year 2025 through fiscal year 2029, and the projects that are being proposed. Projects outlined in the fund summaries presented today may change by the time the final budget is approved. We will outline the recommended changes between each stage of the budget process.

The Penny for Pinellas was reauthorized by nearly 83% of the voters. Enclosed materials include a five-year CIP plan for the Penny funds (Public Safety, Citywide Infrastructure, Recreation and Culture, and City Facilities). During the 10-year period January 1, 2020, to December 31, 2029, we estimate that the City's share of the collections will be \$389 million and that it will be allocated to each of the Penny funds based on the allocation approved by City Council in June 2017.

The Penny 4 allocation was different from previous penny rounds and reflected the infrastructure needs of the city at the time. The majority of Penny funding was planned to be invested in core infrastructure improvements including underground wastewater infrastructure, streets and roads, bridges, seawalls, sidewalks, and neighborhood enhancements. The new priorities included in the Penny 4 allocation left fewer dollars available for projects traditionally funded from Penny resources. In FY24, we gradually started reducing the amount budgeted for underground wastewater infrastructure from \$9M a year to \$7M. The FY25 amount will remain at \$7M, and then reduce to \$5M in the four remaining years of the five-year plan. This reduction in Penny resources to the Water Resources CIP Program will not reduce the total investment in pipe relining and pipe replacement on an annual basis. Water Resources revenues and fund balance will be sufficient to maintain these annual investments. In addition, a more in-depth technical review for alternative financing strategies has been implemented for the Water Resources CIP. This program will further inform possible capital projects that could align with upcoming state and federal grant opportunities, as well as other low-cost financing opportunities to fund these needed improvements to our infrastructure. These changes will enable us to fund more city priorities and reduce the number of projects "below the line" in the fund summaries under the Proposed – Unfunded sections.

This year's budget process is centered on ensuring our resources are deployed within our five pillars for principled progress: Housing Opportunities for All; Environment, Infrastructure and Resilience; Equitable Development, Arts and Business Opportunities; Education and Youth Opportunities; and Neighborhood Health and Safety. These pillars reflect What We Do for the community. These pillars are guided by six principles for accountable and responsive government including In-Touch Leadership, Inclusive

Governance, Innovation, Informed Decision-Making, Impactful Investments and Services, and Intentional Equity. These principles guide How We Govern. Each capital project request included the relevant Principle(s) and Pillar(s) for that project, and they are listed in the project description for each project.

The FY25 budget process will include a focus on Equity. This focus is the beginning of a larger process to address and improve equity within our City and city government. Over the years, the City has also developed a number of citywide initiatives including Sustainability, Resiliency, CAMP (Asset Management), Green Fleet, Health in All Policies, etc. These policies have become a part of the annual budget process through department capital project requests and discussions during department line-item review meetings.

Based on current assumptions, the CIP is balanced (all funds reflect a positive fund balance in each of the years of the plan period). We will make the appropriate adjustments throughout the budget process to make sure that all funds remain balanced.

At the COW presentation, we will go through the funds in the order listed in the Table of Contents. We will discuss significant projects and issues which may impact each of the funds. Staff members responsible for the projects will be available to answer any questions.

As a reminder, as capital improvement projects are completed and closed, any available resources in that project drop to the respective fund balance and are available for future appropriation. In the development of the FY25 CIP, we have taken steps to incorporate those resources into the various fund summaries. Alternatively, there are occasions when supplemental appropriations are sought with available resources from completed projects. Regardless of the process followed with respect to closed projects, City Council must approve and appropriate all CIP expenditures.

Attachment: FY25 CIP Workshop Book

CC: Mayor Kenneth T. Welch  
Rob Gerdes, City Administrator  
Doyle Walsh, Chief of Staff  
All Administrators  
Jackie Kovilaritch, City Attorney  
Chan Srinivasa, City Clerk

# FY25 CAPITAL IMPROVEMENT PROGRAM BUDGET CITY OF ST. PETERSBURG, FLORIDA TABLE OF CONTENTS

<b>Section</b>	<b>Page</b>
<b>Overview</b>	
Introduction to the Capital Improvement Program (CIP).....	i
CIP Project Type Descriptions.....	ii
CIP Budget Process.....	iii
Penny 4 Representative Project List.....	iv
<b>Summary</b>	
Summary of All CIP Funds 2025 – 2029 .....	1
<b>Housing &amp; General Funds</b>	
Housing Capital Improvements Fund (3000) .....	3
General Capital Improvement (Fund 3001).....	5
<b>Penny Funds</b>	
Public Safety Capital Improvement Fund (3025).....	9
Citywide Infrastructure Capital Improvement Fund (3027).....	12
Recreation and Culture Capital Improvement Fund (3029) .....	19
City Facilities Capital Improvement Fund (3031).....	24
<b>Enterprise Funds</b>	
Downtown Parking Capital Improvements Fund (3073).....	27
Tropicana Field Capital Projects Fund (3081).....	29
Water Resources Capital Projects Fund (4003).....	31
Stormwater Drainage Capital Projects Fund (4013).....	47
Sanitation Capital Projects Fund (4024).....	52
Airport Capital Projects Fund (4033) .....	54
Marina Capital Improvement Fund (4043).....	57
Golf Course Capital Projects Fund (4063) .....	59
Port Capital Improvement Fund (4093).....	61
<b>Other Funds</b>	
Bicycle/Pedestrian Safety Improvements Fund (3004) .....	63
Tax Increment Financing Capital Improvement Fund (3005).....	66
Weeki Wachee Capital Improvements Fund (3041) .....	68
Multimodal Impact Fees Capital Improvement Fund (3071).....	70

# OVERVIEW



## FY25 CAPITAL IMPROVEMENT PROGRAM (CIP)

This section of the budget document serves as a basis for a five-year plan through which future capital funding and construction programs are developed. The projects included in the FY25 CIP Budget are those which have been identified as having the highest priority through the Comprehensive Planning process, previous CIP Plans, City Council action, and/or staff analysis. The FY25 CIP project appropriations will be approved along with the Operating Fund appropriations in September 2024.

### CIP REVENUE SOURCES

There are two main types of revenues available for funding capital projects: dedicated revenues and discretionary revenues. Another significant ongoing CIP revenue source is interest earnings on CIP fund balances, which may be dedicated or discretionary, depending on the type of fund and original revenue source. The city also transfers resources from Enterprise Funds, Special Revenue Funds, Internal Service Funds, and the General Operating Fund to support specific projects.

#### Dedicated CIP Revenues

Some revenues have legal restrictions that require their use only for capital projects. These revenues include the Local Option Sales Surtax (“Penny for Pinellas”), Multimodal Impact Fees, proceeds from bond issues, and state and federal grants that are approved for specific projects.

#### Discretionary CIP Revenues

In accordance with established fiscal policies, the city’s enterprise operations may transfer funds on an annual basis to their CIP accounts to support renovations and other improvements to their respective facilities. The level of transfers varies and is dependent on the financial performance of the specific enterprise.

### LOCAL OPTION SALES SURTAX

The Local Option Sales Surtax, commonly known as the “Penny for Pinellas,” is the primary general purpose revenue source for city CIP projects.

In November 1989, the voters of Pinellas County approved by referendum a one-cent sales surtax to be used for the improvement of infrastructure. St. Petersburg’s share of each year’s collection was based upon a distribution formula contained in an interlocal agreement with the county.

In December 1989, City Council approved an overall concept of priorities and implementation goals for the ten-year program. The three goals were: 1) to strive to allocate the funds over the life of the program in approximately the same proportions as presented in the referendum materials distributed to the general public; 2) to establish and maintain an accounting structure to adequately monitor use of the funds; and 3) to keep the public adequately informed about the progress of the program.

On March 25, 1997, Pinellas County voters authorized the extension of the tax for a second ten-year period, from February 1, 2000, to January 31, 2010. On July 10, 1997, City Council adopted fiscal policy changes incorporating percentage ranges for measuring performance of the remaining thirteen years of the Penny for Pinellas. In addition, the three goals outlined in 1989 were still considered.

The third extension of the penny was passed by the voters on March 13, 2007. This extension was for another ten-year period, from January 1, 2010, to December 31, 2019.

On November 7, 2017, nearly 83% of the voters of Pinellas County re-authorized an extension of the “Penny for Pinellas” for a ten-year period from January 1, 2020, to December 31, 2029.

## CIP PROJECT TYPE DESCRIPTIONS

### Recurring Projects:

These projects are budgeted on an annual basis for activities that are required on a continuing basis. While the amount may vary, there is new funding appropriated for this type of project on a year-to-year basis.

**Examples: Street and Road Improvements, Swimming Pool Improvements, Potable Water Backflow Prevention/Meter Replacement, and Bridge Life Extension Program.**

In instances where these appropriations are neither spent nor encumbered by the end of the fiscal year, the project is closed, and any remaining funds are returned to the fund balance. However, if there is a contract, contract pending, or encumbered funds in the first year, the project will be left open and every effort is made to close it by the end of the second year.

### One-Time Projects:

These are specific projects that have a designated start and end date. Projects include but are not limited to any project in excess of \$500,000 for new facilities, purchase of capital equipment such as a fire apparatus, a specific major improvement to a facility, and for grant funded projects. This type should also be used for any project with an expected life of more than one year.

Projects of this nature will be independent projects in the CIP plan. Appropriations will be made for the specified project and at its conclusion all remaining funds will go to the fund balance.

Requests for appropriations should be in phases, (e.g.; planning, design, land acquisition, and construction) with required funding appropriated in the actual year the specific phase is scheduled to begin. Funding may be shifted if the project is not on schedule.

### Major Projects (Parent/Child): (ongoing projects)

A major project is used to fund related minor projects within any given fiscal year. These broad category parent projects relate to a specific function with funds transferred to child projects as identified by the requesting department throughout the year.

**Examples: Cosme Plant Improvements FY25 (Parent)/Roof Eval/Rehab FY25 (Child)  
Lift Station Improvements FY25 (Parent)/LST SCADA System Repl (Child)**

Major projects should be used when specific projects and a dollar amount cannot be accurately projected or planned. During the year of appropriation, funding may be transferred to new projects of a related nature. Funding may be used to increase a prior year project within the same parent. At the end of the fiscal year any funds remaining in the parent project will be moved to the fund balance. A child project funded during the year with an appropriation in excess of \$500,000 will be treated as though it were a one-time project (see above). Child projects funded during the year with current expenses or encumbrances will be left open until their conclusion at which time remaining funds from those projects will return to the fund balance. At the end of the fiscal year any child project without expenses or encumbrances will be closed and the remaining appropriation moved to the fund balance.

## CIP BUDGET PROCESS

Usually held in early January, the CIP Kickoff Meeting starts the formal CIP Budget process. At this meeting, the Budget and Management Department (BMD) provides information, direction, training, and important budget dates to the departments.

Also held in January, is the City Council Priorities Committee of the Whole meeting. This meeting is a chance for City Council Members to share their budget priorities, both operating and capital, with the public and City Administration.

After these meetings, the city departments start work on their individual CIP budget submissions. Each department completes a review and a needs analysis for their various divisions/programs. Modifications may arise based on updated information from the Comprehensive Planning process, previous CIP Plans, City Council action, and/or staff analysis. New projects not in the current five-year CIP plan may also result from this review.

Next, departments meet with the Engineering and Capital Improvement Department's (ECID) staff to discuss the status of projects. Items discussed include the time frame, scope, and cost estimate of each project. The ECID and Planning and Development Services Departments also do a citywide review of all submitted CIP Projects before the line-item review meetings.

Once each department has prioritized its projects and incorporated any feed-back from the ECID, their official CIP Project requests are communicated to the BMD as the department's CIP budget submission.

After the BMD updates projections for revenue sources in the CIP Funds and reviews the department submissions, line-item review meetings are held. Each of the departments that have submitted CIP Project requests meets with BMD and City Administration to review and discuss their prioritized projects.

During the line-item review process City Administration and the BMD further prioritize these projects on a citywide level and in an effort to make sure we balance each fund in each year of the five-year plan. Projects in response to life safety or ADA issues are also given priority. Also, during this process the funding source is discussed to make sure the project qualifies for the funding source requested. Projects may be moved between funds depending on availability of funds and the eligibility of the project to the funding source.

Specifically for the four Penny for Pinellas CIP funds, project submissions are reviewed to make sure they meet the requirements for use of these funds in Florida Statutes section 212.055(2). Projects that were included in the Penny 4 Representative Project List approved by City Council are prioritized. Projects not on the list may also be funded but the list is used as a guide when prioritizing the limited penny resources.

After the line-item review process is complete, a CIP Committee of the Whole meeting is held with City Council to review the preliminary CIP budget. There is also an annual Budget Open House meeting in the Spring to receive public input on both the operating and CIP budgets before the Mayor's Recommended Budget is submitted to City Council on or before July 15.

Finally, there are two public hearings on the budget held in September to adopt the final budget for the upcoming fiscal year. Included in this budget is the five-year CIP Plan, with the first year of the plan being appropriated.



## PENNY 4 REPRESENTATIVE PROJECT LIST 2020 - 2030

**Public Safety Fund (3025)**

**\$17,746,000**

**5.44%**

**Range:**

**4.36% - 6.52%**

Proposed Project Name	Proposed Budget Round 4
<b><u>Fire</u></b>	
Major Fire Apparatus Replacement	\$9,746,000
<b><u>Police</u></b>	
Mobile Command Vehicle	\$750,000
K-9 Compound Improvements	\$3,250,000
Police Take Home Cruisers	\$4,000,000
<b>Police Subtotal</b>	<b>\$8,000,000</b>

**Citywide Infrastructure (3027)**

**\$257,375,000**

**78.88%**

**Range:**

**73.77% - 84.00%**

Proposed Project Name	Proposed Budget Round 4
<b><u>Neighborhoods</u></b>	
Neighborhood Partnership Grant Match	\$875,000
Neighborhood Enhancements	\$750,000
<b>Neighborhoods Subtotal</b>	<b>\$1,625,000</b>
<b><u>Engineering</u></b>	
Buried Wastewater Infrastructure	\$90,000,000
Street & Road Improvements	\$45,000,000
Bridges	\$42,500,000
Road Reconstruction/Replacement	\$5,000,000
Seawalls	\$8,000,000
Minor Storm Drainage	\$5,000,000
Coastal Resiliency & Flood Mitigation	\$5,000,000
Roser Park Seawall	\$8,000,000
Dredging Arterial Channels	\$2,000,000
<b>Engineering Subtotal</b>	<b>\$210,500,000</b>
<b><u>Transportation</u></b>	
Public Transportation Infrastructure	\$6,000,000
Bike Share Program Expansion	\$1,000,000
Sidewalk Expansion	\$2,500,000
Complete Streets	\$3,000,000
Sidewalk - Neighborhood & ADA Ramps	\$2,500,000
Bicycle Pedestrian Facilities	\$1,000,000
Neighborhood Transportation Mgt. Program	\$1,000,000
Wayfaring Signage and Sign Replacement	\$1,500,000
<b>Transportation Subtotal</b>	<b>\$18,500,000</b>
<b><u>Economic Development</u></b>	
Affordable Housing	\$15,000,000
Grow Smarter Infrastructure Fund	\$5,000,000
Skyway Marina Undergrounding Power Lines	\$6,750,000
<b>Economic Development Subtotal</b>	<b>\$26,750,000</b>

**Recreation & Culture Fund (3029)**

**\$44,850,000**

**13.75%**

**Range:**

**9.82% - 17.67%**

<b>Proposed Project Name</b>	<b>Proposed Budget Round 4</b>
<b><u>Athletic Facility Improvements</u></b>	<b>\$2,000,000</b>
<b><u>Swimming Pool Improvements</u></b>	<b>\$4,000,000</b>
<b><u>Recreation Center Improvements</u></b>	
Shore Acres Recreation Center Replacement	\$5,000,000
Frank Pierce Recreation Center Replacement	\$6,000,000
Recreation Center Improvements	\$3,000,000
Walter Fuller Sports Complex	\$500,000
<b>Recreation Center Improvements Subtotal</b>	<b>\$14,500,000</b>
<b><u>Libraries</u></b>	
General Library Improvements	\$2,000,000
Main Library Building Upgrades	\$6,000,000
<b>Libraries Subtotal</b>	<b>\$8,000,000</b>
<b><u>Park Improvements</u></b>	
Park Facilities Improvements	\$3,500,000
Park Lighting Improvements	\$1,000,000
<b>Park Improvements Subtotal</b>	<b>\$4,500,000</b>
<b><u>Preserve Improvements</u></b>	<b>\$1,000,000</b>
<b><u>Play Equipment Replacement</u></b>	<b>\$6,000,000</b>
<b><u>Downtown Enterprise Facilities</u></b>	
Coliseum Parking Lot Expansion	\$1,600,000
Mahaffey Theater Improvements	\$3,250,000
<b>Downtown Enterprise Subtotal</b>	<b>\$4,850,000</b>

**City Facilities Fund (3031)**

**\$6,300,000**

**1.93%**

**Range:**

**1.25% - 2.61%**

<b>Proposed Project Name</b>	<b>Proposed Budget Round 4</b>
Jamestown Complex	\$1,800,000
City Facility Roofing & Waterproofing	\$1,500,000
Fire Station Major Improvements	\$1,500,000
City Facility HVAC	\$1,500,000

**Grand Total**

**\$326,271,000**

**100%**

# SUMMARY







## Capital Improvements Program Fund Summary

### Notes

1. In total, all funds are balanced for the five-year CIP program.
2. The General Capital Improvement Fund requirements do not include funds assigned each year for future contributions to the Fire Rescue Equipment Replacement Plan.
3. The Penny Public Safety Capital Improvement Fund requirements do not include funds assigned for the Public Safety Facilities (K-9 Training and Fire Rescue Training) or for Land Acquisition for Fire Station 2.
4. The Penny Citywide Infrastructure Capital Improvement Fund requirements do not include funds assigned each year for Affordable Housing Land Acquisitions, Bridge Replacement, Debt Service, or Enoch Davis/Fleet.
5. The Penny Recreation and Culture Capital Improvement Fund requirements do not include funds assigned each year for Debt Service and Enoch Davis/Fleet.
6. The City Facilities Capital Improvement Fund requirements do not include funds assigned each year for Debt Service.
7. On November 7, 2017, the voters of Pinellas County authorized the fourth extension of the Local Option Sales Surtax ("Penny for Pinellas") for a ten-year period January 1, 2020 to December 31, 2029.

# HOUSING & GENERAL FUNDS

**3000 Housing**  
**3001 General**



**Housing Capital Improvements Fund (3000)**

This fund was established in FY91 to account for housing program capital projects funded from general revenue sources. The initial resources allocated to this fund were made available from the General Fund balance. Beginning in FY15 this fund also accounts for funds provided to the City by developers in lieu of producing a Workforce Housing Density Bonus unit(s) on site in accordance with Chapter 16 Land Development Regulations.

**FY25 Summary**

Projected Resources	<b>1,120,000</b>
Projected Requirements	<b><u>1,089,000</u></b>
Projected Resources less Projected Requirements	<b>31,000</b>
Beginning Fund Balance	<b><u>4,238,799</u></b>
Projected Fund Balance at Year End	<b>4,269,799</b>

**FY25 Project Descriptions and Recommended Budget**

<b>Affordable/Workforce Housing</b>	<b>1,024,000</b>
<p>This project provides funding to assist affordable/workforce housing programs. The purpose of the funding is for repayment on the Economic Stability Fund credit line for the development of affordable housing projects, to supplement state and federal funding where needed, and to be used as a primary funding source when state and federal funding is not available. The following are some of the programs where this funding may be used, however, other opportunities may be explored as new concepts emerge:</p> <ol style="list-style-type: none"> <li>1. Supplemental subsidy funding for affordable single-family development</li> <li>2. Supplemental subsidy funding for multi-family affordable housing projects and repay any draws under the credit facility</li> <li>3. Sidewalk reimbursement program for affordable single-family homes in the South St. Petersburg Community Redevelopment Area (SSP CRA)</li> </ol> <p>Principles for Accountable and Responsive Government: In-Touch, Innovation, Inclusive, Informed Pillars for Progress: Housing Opportunities for All</p>	
<b>Construction Warranty</b>	<b>40,000</b>
<p>This project provides funding for the Housing and Community Development Department to repair or correct components on homes that have been rehabilitated previously under one of the City’s rehabilitation assistance programs. These homes are either (1) under warranty by the initial contractor and the initial contractor cannot be located to do the warranty work, (2) merit additional repair work that should have been done under the initial scope of work, but was absent from the scope of work, or, (3) need repairs due to work previously done by a contractor that caused damage to other areas of the home from which there is a dispute. To use Housing Capital Improvement funds to pay for additional repairs, the costs must not be eligible under the initial funding source.</p> <p>Principles for Accountable and Responsive Government: Inclusive, Impactful Pillars for Progress: Housing Opportunities for All</p>	
<b>Legal Expense</b>	<b>25,000</b>
<p>This project provides funding for various legal costs associated with the Housing and Community Development Department that the City may incur related to a development/project and where there is no other funding source identified to pay for the expenses. These costs may range from hiring outside legal representation to paying legal costs associated with servicing the loans under the Housing and Community Development Department’s loan portfolio.</p> <p>Principles for Accountable and Responsive Government: Inclusive, In-Touch Pillars for Progress: Housing Opportunities for All</p>	
<b>Total Requirements</b>	<b>1,089,000</b>

### Housing Capital Improvements (3000)

<b>Resources / Requirements</b>	<b>Appropriated To Date</b>	<b>FY 2025 Recomm'd</b>	<b>FY 2026 Estimate</b>	<b>FY 2027 Estimate</b>	<b>FY 2028 Estimate</b>	<b>FY 2029 Estimate</b>	<b>CIP Total</b>
Beginning Fund Balance	14,203,680	-	-	-	-	-	14,203,680
Contributions - Developer	2,879,085	-	-	-	-	-	2,879,085
Earnings on Investments	475,025	96,000	96,000	80,000	80,000	80,000	907,025
Miscellaneous/Other	2,769	-	-	-	-	-	2,769
Transfer Economic Stability Fund	5,980,000	-	-	-	-	-	5,980,000
Transfer from General Fund	2,925,000	1,024,000	1,124,000	1,124,000	1,124,000	1,124,000	8,445,000
Transfer from Parking Revenue Fund	4,300,000	-	-	-	-	-	4,300,000
<b>Total Resources</b>	<b>30,765,559</b>	<b>1,120,000</b>	<b>1,220,000</b>	<b>1,204,000</b>	<b>1,204,000</b>	<b>1,204,000</b>	<b>36,717,559</b>
<b>Housing</b>							
Affordable/Workforce Housing		1,024,000	1,124,000	1,124,000	1,124,000	1,124,000	5,520,000
Construction Warranty		40,000	-	-	-	-	40,000
Legal Expense		25,000	-	-	-	-	25,000
<b>Inflation Contingency</b>	-	-	-	-	-	-	-
<b>Prior Year Funding</b>	<b>26,526,760</b>	-	-	-	-	-	<b>26,526,760</b>
<b>Total Requirements</b>	<b>26,526,760</b>	<b>1,089,000</b>	<b>1,124,000</b>	<b>1,124,000</b>	<b>1,124,000</b>	<b>1,124,000</b>	<b>32,111,760</b>
<b>Unappropriated Balance</b>	<b>4,238,799</b>	<b>4,269,799</b>	<b>4,365,799</b>	<b>4,445,799</b>	<b>4,525,799</b>	<b>4,605,799</b>	<b>4,605,799</b>

**Notes**

- \$3,721,152 of the unappropriated balance of the Housing Capital Improvement Fund was provided to the City by developers in lieu of producing a Workforce Housing Density Bonus unit(s) on site in accordance with Chapter 16 Land Development Regulations. \$40,000 was received in June of 2015, \$687 in October of 2020, \$11,600 in February of 2021, \$1,896 in June of 2021, \$11,176 in October of 2021, \$1,925 in January of 2022, \$243,581 in April of 2022, \$279,120 in June of 2022, \$200,340 in July of 2022, \$51,743 in September of 2022, \$9,500 in February of 2023, \$12,712 in May of 2023, \$450,989 in June of 2023, \$16,410 in August of 2023, \$4,125 in September of 2023, \$1,177,500 in October of 2023, \$72,525 in December of 2023, and \$1,135,323 in January of 2024. CR2021-377 approved on 8/19/21 appropriated \$23,000 from this unappropriated balance for Bear Creek Commons. CR2022-531 approved on 10/20/22 appropriated \$610,000 from this unappropriated balance for Flats on 4th. CR2023-404 approved on 8/17/23 rescinded \$610,000 from Flats on 4th, appropriated \$305,000 for Residences at Mirror Tower (Pinellas MT), and appropriated \$305,000 for Palm Lake Urban Sanctuary. The remaining balance of in lieu funding from developers is \$3,088,152.
- In FY23, \$750,000 was transferred from the General Fund to the Housing Capital Improvement Fund for affordable housing projects ORD 562-H, those funds are sitting in the fund balance until they are appropriated to a project.
- There is no inflation contingency calculating on the Affordable/Workforce Housing Project FY26-29.



**General Capital Improvement Fund (3001)**

This fund is used to account for general purpose projects funded by transfers from the General Fund, other operating funds without corresponding capital improvement funds (i.e., Fleet Management Fund), grants, land sales, or other miscellaneous resources.

**FY25 Summary**

Projected Resources	4,101,000
Projected Requirements	<u>4,115,000</u>
Projected Resources less Projected Requirements	(14,000)
Projected Resources less Projected Requirements	(14,000)
Beginning Fund Balance	<u>2,640,651</u>
Unassigned	2,626,651
Unassigned	2,626,651
Assignment for SCBA/Bunker Gear - Fire	<u>1,312,500</u>
Projected Fund Balance at Year End	1,314,151

**FY25 Project Descriptions and Recommended Budget**

**Municipal Office Buildings (M.O.B.) Repairs and Improvements 3,350,000**

This project provides funding for the replacement of two 125-ton chillers at City Hall, elevator upgrades to include the replacement of drives, controls, and door operators for elevators 1-5 at MSC, miscellaneous equipment replacement and upgrades, and/or any higher priority or emergency projects that may arise. This project is funded by resources transferred from the Municipal Office Buildings Fund and the General Fund.

Principles for Accountable and Responsive Government: Informed, Innovative, Impactful  
 Pillars for Progress: Environment, Infrastructure, and Resilience

**Pier Head Bathroom Renovation 125,000**

This project provides funding for the renovation of the Pier Head Bathrooms. This project is funded by resources transferred from the Pier Operating Fund.

Principles for Accountable and Responsive Government: Impactful, Informed  
 Pillars for Progress: Environment, Infrastructure and Resilience

**Pier Kiosks for Marketplace 240,000**

This project provides funding to re-design and purchase new kiosks for the marketplace. This project is funded by resources transferred from the Pier Operating Fund.

Principles for Accountable and Responsive Government: Impactful, Informed  
 Pillars for Progress: Environment, Infrastructure and Resilience

**Pier Upgrade Doors at Pier Head 200,000**

This project provides funding to remove the existing exterior doors on the first floor gift shop and second floor elevator lobby and replace with a design that will reduce or eliminate the repair expenses that are regularly incurred due to the wind tunnels that exist. This project is funded by resources transferred from the Pier Operating Fund.

Principles for Accountable and Responsive Government: Impactful, Informed  
 Pillars for Progress: Environment, Infrastructure and Resilience

**Ferry Dock 200,000**

This project provides additional funding for a study and concept design for ferry dockage and associated terminal facilities to support waterborne transportation and economic development efforts to allow the City to remain responsive to the infrastructure needs of waterborne transit and ferry services. This project is funded by resources transferred from the General Fund.

Principles for Accountable and Responsive Government: Innovative, Impactful, Informed  
 Pillars for Progress: Equitable Development, Arts & Business Opportunities, Environment, Infrastructure and Resilience

**Total Requirements 4,115,000**

### General Capital Improvement (3001)

<b>Resources / Requirements</b>	<b>Appropriated To Date</b>	<b>FY 2025 Recomm'd</b>	<b>FY 2026 Estimate</b>	<b>FY 2027 Estimate</b>	<b>FY 2028 Estimate</b>	<b>FY 2029 Estimate</b>	<b>CIP Total</b>
Beginning Fund Balance	25,130,375	-	-	-	-	-	25,130,375
Compensation for Damages	59,704	-	-	-	-	-	59,704
Earnings on Investments	1,084,332	11,000	11,000	11,000	11,000	11,000	1,139,332
GR Central Ave Bus Rapid Transit Corridor	42,930	-	-	-	-	-	42,930
GR COPS Technology and Equipment Program	750,000	-	-	-	-	-	750,000
GR DEO- Carter G. Woodson Museum	17,091	-	-	-	-	-	17,091
GR FDOT 157126 17th Street N Over Booker Creek	2,250,000	-	-	-	-	-	2,250,000
GR FDOT 157189 Overlook Dr NE Over Smacks	-	-	-	-	3,750,000	-	3,750,000
GR FDOT 157236 7th Street N Over Gateway	-	-	-	-	3,750,000	-	3,750,000
GR FDOT 157408 62nd A/S at Maximo	2,812,500	-	-	-	-	-	2,812,500
GR FDOT- District 7 LS Imps HLRMOA	256,504	-	-	-	-	-	256,504
GR FDOT West St. Petersburg Smart Signals	1,159,500	-	-	-	-	-	1,159,500
GR HUD- FY23 Community Project Funding	-	-	-	-	-	-	-
GR PinCo - Dr. MLK Jr S/N and 116th A Inter	382,500	-	-	-	-	-	382,500
GR Private Entity - Dr. MLK Jr S/N and 116th	135,000	-	-	-	-	-	135,000
GR USF- City Trails Bicycle Trails	38,696	-	-	-	-	-	38,696
PSTA Sunrunner BRT Refund	520,288	-	-	-	-	-	520,288
Transfer Debt Service Fund JP Morgan Chase	514,062	-	-	-	-	-	514,062
Transfer Downtown Open Space Fund	850,000	-	-	-	-	-	850,000
Transfer Fleet Management Fund	120,475	-	-	-	-	-	120,475
Transfer General Fund	13,213,867	1,200,000	-	-	-	-	14,413,867
Transfer General Fund Public Safety	650,000	325,000	325,000	325,000	325,000	325,000	2,275,000
Transfer Municipal Office Buildings	2,855,000	2,000,000	1,400,000	1,400,000	1,400,000	1,400,000	10,455,000
Transfer Pier Operating Fund	1,045,000	565,000	750,000	900,000	800,000	800,000	4,860,000
Transfer Revolving Energy Investment Fund	1,375,000	-	-	-	-	-	1,375,000
Transfer Sunken Gardens Operating Fund	325,587	-	-	-	-	-	325,587
Transfer TD Bank, N.A. Fund	244,242	-	-	-	-	-	244,242
<b>Total Resources</b>	<b>55,832,653</b>	<b>4,101,000</b>	<b>2,486,000</b>	<b>2,636,000</b>	<b>10,036,000</b>	<b>2,536,000</b>	<b>77,627,653</b>
<b>Bridge Recon/Replacement</b>							
157189 Overlook Dr NE over Smacks Bayou	-	-	-	-	3,750,000	-	3,750,000
157236 7th Street N Over Gateway	-	-	-	-	3,750,000	-	3,750,000
<b>City Facilities</b>							
M.O.B. Repairs & Improvements FY25	-	3,350,000	-	-	-	-	3,350,000
M.O.B. Repairs & Improvements FY26	-	-	1,400,000	-	-	-	1,400,000
M.O.B. Repairs & Improvements FY27	-	-	-	1,400,000	-	-	1,400,000
M.O.B. Repairs & Improvements FY28	-	-	-	-	1,400,000	-	1,400,000
<b>Pier Improvements</b>	-	-	-	-	-	1,400,000	1,400,000
Pier Boardwalk Install Pelican Lot	-	-	-	-	800,000	-	800,000
Pier Head Bathroom Renovations	-	-	-	-	-	-	-
Pier Kiosks for Marketplace	-	125,000	-	-	-	-	125,000
Pier Marketplace Sound System	-	240,000	-	-	-	-	240,000
Pier Shade Shelter for Pavilion	-	-	250,000	-	-	-	250,000
Pier Sidewalk Crack Improvements	-	-	500,000	-	-	-	500,000
Pier Storage Building	-	-	-	-	-	800,000	800,000
Pier Upgrade Doors at Pier Head	-	-	-	600,000	-	-	600,000
Pier Waterproof Great Lawn	-	200,000	-	-	-	-	200,000
<b>Transportation &amp; Parking Management</b>	-	-	-	300,000	-	-	300,000
Ferry Dock	-	200,000	-	-	-	-	200,000

**General Capital Improvement (3001)**

<b>Resources / Requirements</b>	<b>Appropriated To Date</b>	<b>FY 2025 Recomm'd</b>	<b>FY 2026 Estimate</b>	<b>FY 2027 Estimate</b>	<b>FY 2028 Estimate</b>	<b>FY 2029 Estimate</b>	<b>CIP Total</b>
<b>Inflation Contingency</b>	-	-	-	-	-	-	-
<b>Prior Year Funding</b>	53,192,002	-	-	-	-	-	53,192,002
<b>Total Requirements</b>	53,192,002	4,115,000	2,150,000	2,300,000	9,700,000	2,200,000	73,657,002
<b>Assigned for SCBA/Bunker Gear</b>	987,500	325,000	325,000	325,000	325,000	325,000	2,612,500
<b>Unappropriated Balance</b>	1,653,151	1,314,151	1,325,151	1,336,151	1,347,151	1,358,151	1,358,151

**Notes**


1. GR = Grant Funding

**General Capital Improvement (3001)**

<b>Project</b>	<b>CIP Total</b>	<b>Appropriated To Date</b>	<b>FY 2025 Budget</b>	<b>FY 2026 Budget</b>	<b>FY 2027 Budget</b>	<b>FY 2028 Budget</b>	<b>FY 2029 Budget</b>
<b><u>Department Requested - Unfunded</u></b>							
Seagrass Mitigation Bank	3,000,000	0	1,500,000	1,500,000	0	0	0
Street & Alley Life Extension Program	5,000,000	0	1,000,000	1,000,000	1,000,000	1,000,000	1,000,000
Bridge Prioritization Plan	1,000,000	0	0	0	0	0	1,000,000
Facility Master Plan (Stormwater Utility)	11,000,000	0	250,000	500,000	250,000	3,000,000	7,000,000
Community Enrichment Warehouse Roof Replacement	350,000	0	350,000	0	0	0	0
Resurface Tennis & Pickle Ball Courts	250,000	0	250,000	0	0	0	0
Vinoy Park Infrastructure Improvements	750,000	0	750,000	0	0	0	0
Community Enrichment Building Hardening/Expansion	200,000	0	200,000	0	0	0	0
Maximo Restrooms & Maintenance Shed	400,000	0	400,000	0	0	0	0
Dell Holmes and Campbell Park Elevation Improvements	150,000	0	150,000	0	0	0	0
New Special Programs/TASCO Warehouse	500,000	0	0	0	0	0	500,000
Ferry Dock	3,000,000	0	0	3,000,000	0	0	0
Coliseum - Security Cameras	200,000	0	0	0	0	200,000	0
Dwight Jones Center Basketball Court Improvements	290,000	0	0	290,000	0	0	0
Dwight Jones Center Replacement of AC Units	132,000	0	0	132,000	0	0	0
Jamestown Complex – Upgrade Exterior Metal Work	100,000	0	100,000	0	0	0	0
Jamestown Complex – Upgrade Water Lines	800,000	0	200,000	200,000	200,000	200,000	0
Jamestown Complex – Upgrade Irrigation System	150,000	0	0	150,000	0	0	0
Jamestown Complex - Upgrade HVAC Systems	168,000	0	0	0	168,000	0	0
Mahaffey Theater Video Communications Infrastructure	275,000	0	275,000	0	0	0	0
Mahaffey Theater Main Stage Production Lighting System	700,000	0	0	350,000	350,000	0	0
Mahaffey Theater House Lighting System	1,500,000	0	0	0	750,000	750,000	0
Mahaffey Theater Public Address System Improvements	1,500,000	0	0	0	0	0	1,500,000
Sunken Gardens Business Office Expansion and Upgrade	250,000	0	0	250,000	0	0	0
M.O.B. Repairs & Improvements	9,197,000	0	0	3,627,000	3,000,000	570,000	2,000,000
Innovation District Improvements	600,000	0	100,000	500,000	0	0	0
Business District Placemaking & Streetscaping	1,100,000	0	100,000	400,000	100,000	400,000	100,000
Fleet Facility Replacement - Building B, C, F, I, J & K	58,170,000	0	2,500,000	24,000,000	16,000,000	10,430,000	5,240,000
Department Requested - Unfunded	100,732,000	0	8,125,000	35,899,000	21,818,000	16,550,000	18,340,000
3001 General Capital Improvement	100,732,000	0	8,125,000	35,899,000	21,818,000	16,550,000	18,340,000

# PENNY FUNDS

- 3025 Public Safety
- 3027 Citywide Infrastructure
- 3029 Recreation & Culture
- 3031 City Facilities



**Public Safety Capital Improvement Fund (3025)**

This fund was established in FY98 to account for public safety improvements funded from the Local Option Sales Surtax.

**FY25 Summary**

Projected Resources	<b>3,591,376</b>
Projected Requirements	<u><b>5,004,000</b></u>
Projected Resources less Projected Requirements	<b>(1,412,624)</b>
Projected Resources less Projected Requirements	<b>(1,412,624)</b>
Beginning Fund Balance	<u><b>3,300,621</b></u>
Unassigned	<u><b>1,887,997</b></u>
Unassigned	<b>1,887,997</b>
Assigned for Public Safety Facilities	<b>790,000</b>
Assigned for Land Acquisition Fire	<u><b>457,274</b></u>
Projected Fund Balance at Year End	<b>640,723</b>

**FY25 Project Descriptions and Recommended Budget**

<b>Ladder Truck 1/F420 Replacement</b>	<b>1,524,000</b>
<p>Replace 100' Aerial Platform Ladder Truck. New model trucks include an extended cab to better accommodate advanced life support capability, clean cab concept, and an all-inclusive loose equipment package.</p> <p>Principles for Accountable and Responsive Government: Impactful, Informed                  Pillars for Progress: Neighborhood Health and Safety</p>	
<b>Public Safety Training Facility</b>	<b>3,000,000</b>
<p>This project provides additional funding for pre-construction activities for the replacement of the existing Fire Rescue Training and Police K-9 compound at Lake Maggiore Park. The new facility will include a multipurpose shared classroom, logistics building, fire and rescue training grounds, a climate-controlled kennel, vehicle parking, and other necessary support facilities.</p> <p>Principles for Accountable and Responsive Government: In-Touch, Intentional, Impactful                  Pillars for Progress: Neighborhood Health and Safety</p>	
<b>Police Take Home Vehicles</b>	<b>480,000</b>
<p>This project provides funding for the purchase of 8 new take home vehicles. Hybrid vehicles will be sought based on market availability. The goal is to increase the total number of take home vehicles so that officers who are eligible for a take home vehicle can be placed in one. Increasing the number of take home vehicles will allow the department to be competitive with other large regional law enforcement agencies. This also supports the overall initiative to enhance public safety and responsiveness to the needs of the community</p> <p>Principles for Accountable and Responsive Government: In-Touch, Intentional, Impactful                  Pillars for Progress: Neighborhood Health and Safety</p>	
<b>Total Requirements</b>	<b>5,004,000</b>

**Public Safety Capital Improvement (3025)**

<b>Resources / Requirements</b>	<b>Appropriated To Date</b>	<b>FY 2025 Recomm'd</b>	<b>FY 2026 Estimate</b>	<b>FY 2027 Estimate</b>	<b>FY 2028 Estimate</b>	<b>FY 2029 Estimate</b>	<b>CIP Total</b>
Beginning Fund Balance	5,760,338	-	-	-	-	-	5,760,338
Earnings on Investment	220,846	50,000	50,000	50,000	50,000	50,000	470,846
Local Option Sales Surtax	8,913,872	3,541,376	4,614,542	1,824,809	2,294,700	2,331,415	23,520,714
<b>Total Resources</b>	<b>14,895,056</b>	<b>3,591,376</b>	<b>4,664,542</b>	<b>1,874,809</b>	<b>2,344,700</b>	<b>2,381,415</b>	<b>29,751,898</b>
<b>Fire</b>							
Building to House Fire Rescue's Reserve Fleet	-	-	-	-	-	500,000	500,000
Fire Engine 10/F470_H20008 Replacement	-	-	-	-	643,000	-	643,000
Fire Engine 13/F433_H21024 Replacement	-	-	-	-	-	692,000	692,000
Fire Engine 14/F424 Replacement	-	-	-	709,000	-	-	709,000
Fire Engine 2/F402_H20006 Replacement	-	-	-	-	643,000	-	643,000
Fire Engine 3/F453_H20009 Replacement	-	-	-	-	643,000	-	643,000
Fire Engine 6/F496 Replacement	-	-	641,000	-	-	-	641,000
Fire Engine 9/F489 Replacement	-	-	882,000	-	-	-	882,000
Ladder Truck 1/F420 Replacement	-	1,524,000	-	-	-	-	1,524,000
Ladder Truck 11/F491 Replacement	-	-	-	778,000	-	-	778,000
Ladder Truck 4/F423 Replacement	-	-	1,567,000	-	-	-	1,567,000
<b>Police</b>							
Police Take Home Vehicles	-	480,000	480,000	480,000	328,000	-	1,768,000
Public Safety Training Facility	-	3,000,000	-	-	-	-	3,000,000
<b>Inflation Contingency</b>	-	-	89,250	98,350	169,275	119,200	476,075
<b>Prior Year Funding</b>	11,594,435	-	-	-	-	-	11,594,435
<b>Total Requirements</b>	<b>11,594,435</b>	<b>5,004,000</b>	<b>3,659,250</b>	<b>2,065,350</b>	<b>2,426,275</b>	<b>1,311,200</b>	<b>26,060,510</b>
<b>Assigned for Public Safety Facilities (K-9 Training, Fire Training)</b>	<b>2,664,000</b>	<b>(1,874,000)</b>	<b>1,370,000</b>	<b>-</b>	<b>-</b>	<b>1,050,000</b>	<b>3,210,000</b>
<b>Assignment for Land Acquisition Fire Station 2</b>	<b>457,274</b>	<b>-</b>	<b>-</b>	<b>-</b>	<b>-</b>	<b>-</b>	<b>457,274</b>
<b>Unappropriated Balance</b>	<b>179,347</b>	<b>640,723</b>	<b>276,015</b>	<b>85,474</b>	<b>3,899</b>	<b>24,114</b>	<b>24,114</b>

**Notes**

1. Projects shown in the plan for years 2025-2029 may be moved on a year-to-year basis to balance this fund. Decisions to move projects will be based on the status of previously scheduled projects and project priorities.
2. Budgeted assignments for Public Safety Facilities (Police K-9 Training and Fire Training) include: \$1,480,000 in FY23, \$1,184,000 in FY24, \$1,370,000 in FY26, and \$1,050,000 in FY29.
3. Budgeted assignments for Land Acquisition Fire Station 2 include: \$457,274 in FY23.

**Public Safety Capital Improvement (3025)**

<b>Project</b>	<b>CIP Total</b>	<b>Appropriated To Date</b>	<b>FY 2025 Budget</b>	<b>FY 2026 Budget</b>	<b>FY 2027 Budget</b>	<b>FY 2028 Budget</b>	<b>FY 2029 Budget</b>
<b><u>Department Requested - Unfunded</u></b>							
Highwater Vehicle	235,000	0	0	235,000	0	0	0
Highwater Engine	2,000,000	0	0	0	2,000,000	0	0
Department Requested - Unfunded 3025	2,235,000	0	0	235,000	2,000,000	0	0
Public Safety Capital Improvement	2,235,000	0	0	235,000	2,000,000	0	0
Report Total	2,235,000	0	0	235,000	2,000,000	0	0



**Citywide Infrastructure Capital Improvement Fund (3027)**

This fund was established in FY98 to account for infrastructure improvements funded from the Local Option Sales Surtax and was originally titled Neighborhood & Citywide Infrastructure. The name was changed to Citywide Infrastructure during FY17.

**FY25 Summary**

Projected Resources	<b>26,240,979</b>
Projected Requirements	<b><u>25,105,524</u></b>
Projected Resources less Projected Requirements	<b>1,135,455</b>
Projected Resources less Projected Requirements	<b>1,135,455</b>
Beginning Fund Balance	<b><u>2,029,807</u></b>
Unassigned	<b>3,165,262</b>
Unassigned	<b>3,165,262</b>
Assignment for Bridge Replacement	<b>410,000</b>
Assignment for Debt Service Bridge	<b>845,296</b>
Assignment Transfer to Recreation & Culture CIP Fund	<b><u>1,840,000</u></b>
Projected Fund Balance at Year End	<b>69,966</b>

**FY25 Project Descriptions and Recommended Budget**

**157126 17<sup>th</sup> Street N over Booker Creek (also in Fund 3001) 500,000**

This project provides funding for the replacement of an existing bridge approaching the end of its service life. This bridge was constructed in 1953 and services 17<sup>th</sup> Street North over Booker Creek. The three-span steel culvert bridge exhibits significant signs of deterioration, corrosion, cracking, and spalling. Strategic planning initiatives for this project include: sustainability, resiliency, safety, maintaining neighborhood and emergency access, and complete streets.

Principles for Accountable and Responsive Government: Impactful, Innovative  
 Pillars for Progress: Neighborhood Health and Safety, Environment, Infrastructure and Resilience

**157127 Burlington Avenue over Booker Creek 200,000**

This project provides funding for the replacement of an existing bridge approaching the end of its service life. This bridge was constructed in 1942 and services Burlington Avenue over Booker Creek, located approximately 0.1 mile west of 16th Street North. The two-span, concrete tee beam bridge exhibits significant signs of deterioration, corrosion, cracking, and spalling. It has exceeded its design life and is recommended for replacement. Strategic planning initiatives for this project include: sustainability, resiliency, safety, complete streets, and maintaining neighborhood and emergency access.

Principles for Accountable and Responsive Government: Impactful, Innovative  
 Pillars for Progress: Neighborhood Health and Safety, Environment, Infrastructure and Resilience

**157189 Overlook Drive Northeast over Smacks Bayou 1,200,000**

This project provides additional funding for the replacement of an existing bridge approaching the end of its service life. This structure was built in 1965 and is subject to delamination, corrosion, cracking, and spalling. Strategic planning initiatives for this project include: sustainability, resiliency, safety, maintaining neighborhood and emergency access, and complete streets.

Principles for Accountable and Responsive Government: Impactful, Innovative  
 Pillars for Progress: Neighborhood Health and Safety, Environment, Infrastructure and Resilience

**157408 62<sup>nd</sup> Avenue South at Maximo (also in Fund 3001) 500,000**

This project provides funding for the replacement of existing bridge approaching the end of its service life. This bridge was built in 1984 and is a sonovoid slab that is subject to internal corrosion which may lead to uncertainty in structural integrity. As such regular load testing is required, of which the last load testing has required loading restrictions on the bridge. Strategic planning initiatives for this project include: sustainability, resiliency, safety, maintaining neighborhood and emergency access, and complete streets.

Principles for Accountable and Responsive Government: Impactful, Innovative  
 Pillars for Progress: Neighborhood Health and Safety, Environment, Infrastructure and Resilience

Citywide Infrastructure Capital Improvement Fund (3027) continued

**FY25 Project Descriptions and Recommended Budget**

<b>Bridge Life Extension Program</b>	<b>1,500,000</b>
<p>This project provides funding for evaluation, analysis, and development of reports for city bridges, providing information for needed improvements such as safety features, concrete decks, beams, caps, pilings, railings, and other improvements to extend the service life of the bridge. Strategic planning initiatives for this project include: sustainability, resiliency, safety, complete streets and maintaining neighborhood and emergency access.</p>	
<p>Principles for Accountable and Responsive Government: Impactful, Innovative                  Pillars for Progress: Equitable Development, Neighborhood Health and Safety, Infrastructure and Resilience</p>	
<b>Affordable Housing Land Acquisitions</b>	<b>1,750,000</b>
<p>This project provides a funding source for the acquisition of land or to enter into an agreement with a special district that owns the land that would be used for affordable residential housing in accordance with City Council Resolution 2018-385.</p>	
<p>Principles for Accountable and Responsive Government: In-Touch, Impactful, Inclusive, Intentional, Innovative, Informed                  Pillars for Progress: Housing Opportunities for All</p>	
<b>Neighborhood Partnership Grants</b>	<b>75,000</b>
<p>This project provides funding to empower and engage neighborhood and business association members to identify and implement innovative public improvements within their communities and/or districts such as wayfinding (identity signs/monuments) and lighting.</p>	
<p>Principles for Accountable and Responsive Government: Impactful, In-Touch                  Pillars for Progress: Neighborhood Health and Safety</p>	
<b>Sanitary Sewer Annual Pipe CIPP Lining Program</b>	<b>4,000,000</b>
<p>This project provides funding for Cured-In-Place (CIPP) lining work in specific pipes all over the city to renew the structural integrity of the pipe while eliminating leaks and defects that contribute to the overall inflow and infiltration rates experienced by the wastewater collection system. This project is consistent with the consent order issued by the FDEP and helps the department meet the management review goals linked to asset management principles LA Consulting's recommendation #4.2.16: Develop long-term budgets for both proactive and lifecycle replacement for water distribution and wastewater collection systems. Annually report the current lifecycle status versus desired to city leadership.</p>	
<p>Principles for Accountable and Responsive Government: Informed, Impactful                  Pillars for Progress: Environment, Infrastructure and Resilience</p>	
<b>Sanitary Sewer Annual Pipe Repair &amp; Replacement</b>	<b>3,000,000</b>
<p>This project provides funding for the repair and replacement of sanitary sewer pipes and manholes including projects to eliminate potential failures and points of significant inflow and infiltration (I&amp;I). It will also be used to repair or replace aqueous crossing pipes, force mains, and any other repair work on appurtenances that make up the city's sanitary sewer collection system. This project is consistent with the consent order issued by the FDEP and helps the department meet the management review goals linked to asset management principles LA Consulting's recommendation #4.2.16: Develop long-term budgets for both proactive and lifecycle replacement for water distribution and wastewater collection systems. Annually report the current lifecycle status versus desired to city leadership.</p>	
<p>Principles for Accountable and Responsive Government: Informed, Impactful                  Pillars for Progress: Environment, Infrastructure and Resilience</p>	
<b>Alley and Roadway Reconstruction - Brick</b>	<b>100,000</b>
<p>This project provides funding for the reconstruction of alleys and roadways using original brick and new roadway base material to improve drivability. Strategic planning initiatives for this project include: improving quality of life, safety, access, and complete streets.</p>	
<p>Principles for Accountable and Responsive Government: Impactful, Innovative                  Pillars for Progress: Neighborhood Health and Safety, Environment, Infrastructure and Resilience</p>	

*Citywide Infrastructure Capital Improvement Fund (3027) continued*

**FY25 Project Descriptions and Recommended Budget**

<b>Alley Reconstruction - Unpaved</b>	<b>200,000</b>
<p>This project provides funding for reconstruction of unpaved alleys with new base and paved approach aprons. Strategic planning initiatives for this project include: improving quality of life, safety, access, and complete streets.</p> <p>Principles for Accountable and Responsive Government: Impactful, Innovative                  Pillars for Progress: Neighborhood Health and Safety, Environment, Infrastructure and Resilience.</p>	
<b>Curb/Ramp Reconstruction</b>	<b>400,000</b>
<p>This project involves replacement of existing curbing and ramps that have been identified as not in compliance with current standards. Strategic planning initiatives for this project include: improving quality of life, safety, access, and complete streets.</p> <p>Principles for Accountable and Responsive Government: Impactful, Innovative                  Pillars for Progress: Neighborhood Health and Safety, Environment, Infrastructure and Resilience</p>	
<b>School Zone Upgrades</b>	<b>300,000</b>
<p>This project provides funding for upgrades of school zone traffic and pedestrian control devices per FS 316.1895 and FAC 14-15.012. Strategic planning initiatives for this project include: improving safety, access, and complete streets.</p> <p>Principles for Accountable and Responsive Government: Impactful, Innovative                  Pillars for Progress: Neighborhood Health and Safety</p>	
<b>Sidewalk Reconstruction</b>	<b>1,300,000</b>
<p>This project provides funding for the reconstruction of approximately 20,000 linear feet of five-foot-wide sidewalks which have been identified as not in compliance with current standards. Strategic planning initiatives for this project include: improving quality of life, safety, access, and complete streets.</p> <p>Principles for Accountable and Responsive Government: Impactful, Innovative                  Pillars for Progress: Neighborhood Health and Safety, Environment, Infrastructure and Resilience</p>	
<b>Street and Road Improvements</b>	<b>6,500,000</b>
<p>This project provides funding for reconstructing segments of paved roadway and brick roadway surfaces using new roadway base material to improve drivability. The goal for this program is to complete 110 lane miles per year. Strategic planning initiatives for this project include: improving quality of life, safety, access, and complete streets.</p> <p>Principles for Accountable and Responsive Government: Impactful, Innovative                  Pillars for Progress: Neighborhood Health and Safety, Environment, Infrastructure and Resilience</p>	
<b>Complete Streets (also in Fund 3071)</b>	<b>400,000</b>
<p>This project provides funding for the implementation of roadway modifications to provide Complete Streets that consider the needs of all roadway users, regardless of age or physical and economic abilities. Such modifications may include pedestrian and bicycle facilities and other facilities necessary to provide a safe, efficient, and inclusive transportation network not currently covered under existing funding sources. Project scope includes planning, design, engineering, inspection, and construction. Facilities are expected to be developed as a part of the City's Complete Streets Implementation Plan. The design and construction of this infrastructure will be done in accordance with, and in support of such city initiatives as CAMP and Health in All Policies.</p> <p>Principles for Accountable and Responsive Government: In-Touch, Inclusive, Innovative, Impactful, Intentional, Informed                  Pillars for Progress: Neighborhood Health and Safety, Environment, Infrastructure and Resilience</p>	

*Citywide Infrastructure Capital Improvement Fund (3027) continued*

**FY25 Project Descriptions and Recommended Budget**

<b>Neighborhood Transportation Management Program</b>	<b>150,000</b>
<p>This project provides funding for the installation of appropriate traffic control features throughout the City's neighborhoods where identified safety concerns have been verified. Locations are determined through the development of Neighborhood Traffic Plans and Neighborhood Traffic Circulation Plans which are developed and approved by residents with the guidance of Transportation and Parking Management Department staff. All projects are part of the City's Comprehensive Plan directives to monitor traffic safety. The design and construction of this infrastructure will be done in accordance with, and in support of such city initiatives as CAMP and Health in All Policies.</p>	
<p>Principles for Accountable and Responsive Government: In-Touch, Inclusive, Impactful, Intentional  Pillars for Progress: Neighborhood Health and Safety, Environment, Infrastructure and Resilience</p>	
<b>Sidewalks – Expansion Program (also in Fund 3071)</b>	<b>350,000</b>
<p>This project provides funding for the administration, design, inspection, and construction of new sidewalks on city collector and arterial roadways as designated by the City's Comprehensive Plan and prioritized by the Bicycle Pedestrian Master Plan approved by City Council in 2003. The design and construction of this infrastructure will be done in accordance with, and in support of such city initiatives as CAMP and Health in All Policies.</p>	
<p>Principles for Accountable and Responsive Government: In-Touch, Inclusive, Impactful, Intentional, Informed  Pillars for Progress: Neighborhood Health and Safety, Environment, Infrastructure and Resilience</p>	
<b>Sidewalks – Neighborhood &amp; ADA Ramps</b>	<b>350,000</b>
<p>This project provides funding for the administration, design, inspection, and construction of approximately 4,200 linear feet of new five-foot-wide sidewalks and ADA ramps in neighborhoods that have been approved by the neighborhood associations. All projects are part of the City's Comprehensive Plan directives to monitor traffic safety. The design and construction of this infrastructure will be done in accordance with, and in support of such city initiatives as CAMP and Health in All Policies.</p>	
<p>Principles for Accountable and Responsive Government: In-Touch, Inclusive, Impactful, Intentional, Informed  Pillars for Progress: Neighborhood Health and Safety, Environment, Infrastructure and Resilience, Education &amp; Youth Opportunities</p>	
<b>Seawall Renovations &amp; Replacement</b>	<b>1,500,000</b>
<p>This project provides funding for the replacement of approximately 195 linear feet of seawalls citywide. Strategic planning initiatives for this project include: coastal resiliency, improves insurance rating, reduces coastal flooding, and sustainability.</p>	
<p>Principles for Accountable and Responsive Government: Impactful, Innovative  Pillars for Progress: Neighborhood Health and Safety, Environment, Infrastructure and Resilience</p>	
<b>Transfer Repayment Debt Service (also in Fund 3029 and 3031)</b>	<b>830,524</b>
<p>The City issued Non-Ad Valorem Revenue Note, Series 2020 in FY20 to advance the construction of several critical projects including the 40th Avenue NE Bridge over Placido Bayou, Shore Acres Recreation Center, Obama Main Library Renovation, and improvements to the City's affordable housing complex, Jamestown. This project provides the transfer of Penny funds to repay the principal on the above referenced debt issuance.</p>	
<p>Principles for Accountable and Responsive Government: Impactful, Informed  Pillars for Progress: Environment, Infrastructure and Resilience</p>	
<b>Total Requirements</b>	<b>25,105,524</b>

### Citywide Infrastructure Capital Improvement (3027)

<b>Resources / Requirements</b>	<b>Appropriated To Date</b>	<b>FY 2025 Recomm'd</b>	<b>FY 2026 Estimate</b>	<b>FY 2027 Estimate</b>	<b>FY 2028 Estimate</b>	<b>FY 2029 Estimate</b>	<b>CIP Total</b>
Beginning Fund Balance	60,935,076	-	-	-	-	-	60,935,076
Earnings on Investments	2,293,632	500,000	500,000	500,000	500,000	500,000	4,793,632
Local Option Sales Surtax	57,246,581	25,740,979	26,441,319	32,073,852	32,633,151	33,231,521	207,367,403
<b>Total Resources</b>	<b>120,475,289</b>	<b>26,240,979</b>	<b>26,941,319</b>	<b>32,573,852</b>	<b>33,133,151</b>	<b>33,731,521</b>	<b>273,096,111</b>
<b>Bridge Recon/Replacement</b>							
157126 17th Street N over Booker Creek		500,000	-	-	-	-	500,000
157127 Burlington Avenue over Booker Creek		200,000	-	-	-	-	200,000
157189 Overlook Dr NE over Smacks Bayou		1,200,000	-	7,000,000	4,250,000	-	12,450,000
157191 Snell Isle Blvd NE over Coffee Pot		-	-	2,000,000	1,000,000	-	3,000,000
157236 7th Street N Over Gateway		-	-	600,000	1,250,000	-	1,850,000
157367 58th St N over Bear Creek		-	1,000,000	-	-	-	1,000,000
157408 62nd Ave S at Maximo		500,000	-	-	-	-	500,000
Bridge Life Extension Program		1,500,000	1,500,000	1,500,000	1,500,000	1,500,000	7,500,000
<b>Housing</b>							
Affordable Housing Land Acquisitions		1,750,000	-	-	-	-	1,750,000
<b>Neighborhoods</b>							
Neighborhood Enhancement		-	225,000	150,000	150,000	150,000	675,000
Neighborhood Partnership Grants		75,000	-	75,000	-	75,000	225,000
<b>Sanitary Sewer Collection System</b>							
SAN Annual Pipe CIPP Lining Program		4,000,000	2,000,000	2,000,000	2,000,000	-	10,000,000
SAN Annual Pipe Repair & Replacement		3,000,000	3,000,000	3,000,000	3,000,000	5,000,000	17,000,000
<b>Street &amp; Road Improvements</b>							
Alley and Roadway Reconstruction - Brick		100,000	200,000	200,000	200,000	200,000	900,000
Alley Reconstruction - Unpaved		200,000	200,000	200,000	200,000	200,000	1,000,000
Curb/Ramp Reconstruction		400,000	400,000	400,000	400,000	400,000	2,000,000
School Zone Upgrades		300,000	-	-	-	-	300,000
Sidewalk Reconstruction		1,300,000	1,300,000	1,300,000	1,300,000	1,300,000	6,500,000
Street and Road Improvements		6,500,000	6,500,000	6,500,000	7,500,000	7,500,000	34,500,000
<b>Transportation &amp; Parking Management</b>							
Complete Streets		400,000	400,000	400,000	400,000	400,000	2,000,000
Neighborhood Transportation Management Program		150,000	150,000	150,000	150,000	150,000	750,000
Sidewalk Expansion Program		350,000	350,000	350,000	350,000	350,000	1,750,000
Sidewalks - Neighborhood & ADA Ramps		350,000	350,000	350,000	350,000	350,000	1,750,000
Wayfaring Signage		-	100,000	100,000	100,000	100,000	400,000
<b>Undefined/Other</b>							
Seawall Renovations & Replacement Transfer		1,500,000	2,000,000	2,000,000	2,000,000	2,000,000	9,500,000
Repayment Debt Service		830,524	845,296	860,068	873,199	889,612	4,298,699
<b>Inflation Contingency</b>	-	-	366,875	1,163,750	1,582,500	1,467,500	4,580,625
<b>Prior Year Funding</b>	118,445,482	-	-	-	-	-	118,445,482
<b>Total Requirements</b>	<b>118,445,482</b>	<b>25,105,524</b>	<b>20,887,171</b>	<b>30,298,818</b>	<b>28,555,699</b>	<b>22,032,112</b>	<b>245,324,806</b>
<b>Assignment Affordable Housing Land Acquisition</b>	-	-	1,500,000	1,500,000	1,500,000	1,500,000	6,000,000
<b>Assignment Bridge Replacement</b>	1,000,000	(590,000)	740,000	(1,000,000)	(150,000)	3,375,000	3,375,000
<b>Assignment Debt Service (40th Ave Bridge)</b>	830,524	14,772	14,772	13,131	16,413	20,831	910,443
<b>Assignment fr Enoch Davis or Fleet Facility</b>	-	1,840,000	3,740,000	1,585,000	3,000,000	7,000,000	17,165,000
<b>Unappropriated Balance</b>	<b>199,283</b>	<b>69,966</b>	<b>129,342</b>	<b>306,245</b>	<b>517,284</b>	<b>320,862</b>	<b>320,862</b>

## Citywide Infrastructure Capital Improvement (3027)

### Notes

1. Projects shown in the plan for years 2025-2029 may be moved on a year-to-year basis to balance this fund. Decisions to move projects will be based on the status of previously scheduled projects and project priorities.
2. The City issued Non-Ad Valorem Revenue Note, Series 2020 in FY20 to fund the 40th Avenue NE Bridge Over Placido Bayou. Repayment began in FY21 and ends in FY30.
3. There is no inflation contingency calculating on the Sanitary Sewer Collection System or Transfer Repayment Debt Service projects.
4. A total of \$3,375,000 is programmed to be assigned for Bridge Replacement in FY25-29.
5. A total of \$6,000,000 is programmed to be assigned for Affordable Housing Land Acquisition in FY25-29.
6. A total of \$910,443 is programmed to be assigned for debt service<sup>4</sup> repayment for the 40th Avenue NE Bridge Over Placido Bayou Project in FY25-25.
7. A total of \$17,165,000 is programmed to be assigned for either the Enoch Davis or Fleet Facility projects in FY25-29.

### Citywide Infrastructure Capital Improvement (3027)

Project	CIP Total	Appropriated To Date	FY 2025 Budget	FY 2026 Budget	FY 2027 Budget	FY 2028 Budget	FY 2029 Budget
<b>Department Requested - Unfunded</b>							
Street and Road Improvements	55,500,000	0	11,500,000	11,500,000	11,500,000	10,500,000	10,500,000
Beach Dr & North Shore Dr NE Resurfacing	1,500,000	0	0	1,500,000	0	0	0
Sidewalk Expansion Program	3,250,000	0	650,000	650,000	650,000	650,000	650,000
Complete Streets	650,000	0	250,000	100,000	100,000	100,000	100,000
Department Requested - Unfunded	60,900,000	0	12,400,000	13,750,000	12,250,000	11,250,000	11,250,000
3027 Citywide Infrastructure Capital Improvement	60,900,000	0	12,400,000	13,750,000	12,250,000	11,250,000	11,250,000
Report Total	60,900,000	0	12,400,000	13,750,000	12,250,000	11,250,000	11,250,000

**Recreation and Culture Capital Improvement Fund (3029)**

This fund was established in FY98 to account for recreation and culture improvements funded from the Local Option Sales Surtax.

**FY25 Summary**

Projected Resources	<b>8,837,241</b>
Projected Requirements	<b><u>8,625,676</u></b>
Projected Resources less Projected Requirements	<b>211,565</b>
Projected Resources less Projected Requirements	<b>211,565</b>
Beginning Fund Balance	<b><u>2,992,298</u></b>
Unassigned	<b>3,203,863</b>
Unassigned	<b>3,203,863</b>
Assigned for Debt Service Shore Acres/Obama Main Library	<b>2,464,305</b>
Assigned for Enoch Davis Recreation Center	<b><u>650,000</u></b>
Projected Fund Balance at Year End	<b>89,558</b>

**FY25 Project Descriptions and Recommended Budget**

**Athletic Facilities Improvements 200,000**

This project provides funding for annual improvements to existing athletic facilities including outfield fencing and backstop replacement for baseball/softball/T-ball fields; sidelines, field fencing, and goal posts for soccer/football fields; irrigation system improvements; disc golf, fitness zones, electrical upgrades; concessions, parking, security, and walkway lighting improvements; and other athletic facility needs. These improvements exemplify our pledge to sustainability, resiliency, equity, and health in all policies.

Principles for Accountable and Responsive Government: In-Touch, Inclusive, Innovative, Intentional, Impactful  
 Pillars for Progress: Environment, Infrastructure and Resilience

**Mahaffey Theater Improvements 400,000**

This project provides funding to address the annual priorities for improvements established by the theater management company and city staff based on the theater and/or Duke Energy Center for the Arts (DECA) plaza's needs. The City has a contractual obligation with Big 3 Entertainment to commit \$400,000 annually for capital related expenses for the Mahaffey Theater.

Principles for Accountable and Responsive Government: Informed  
 Pillars for Progress: Environment, Infrastructure and Resilience

**General Library Improvements 175,000**

This project provides funding for system-wide improvements of library facilities and equipment. Improvements will include future-proofing the buildings, addressing ADA compliance issues, as well as replacing building equipment and components as necessary.

Principles for Accountable and Responsive Government: Impactful, Innovative, Informed  
 Pillars for Progress: Environment, Infrastructure and Resilience

**Mirror Lake Community Library HVAC Replacement 677,900**

This project provides funding for replacement of a HVAC system at Mirror Lake Community Library that has reached the end of its useful life.

Principles for Accountable and Responsive Government: Impactful, Informed  
 Pillars for Progress: Environment, Infrastructure and Resilience



*Recreation and Culture Capital Improvement Fund (3029) continued*

**FY25 Project Descriptions and Recommended Budget**

<b>Mirror Lake Community Library Water Intrusion</b>	<b>1,100,000</b>
<p>This project provides funding to address numerous entry points for water intrusion into the Mirror Lake Community Library and includes a new roof and flashing elements, repairs and waterproofing all precast concrete elements such as coping and fascia, replacement of the historic windows, removal and replacement of all brick mortar and sealant joints, installation of new wall flashing and weep elements, and the application of a clear sealant system to all brick and concrete elements. Once the exterior envelope is partially exposed, the backup structural elements will be accessed and any damage or deterioration due to water infiltration repaired.</p>	
<p>Principles for Accountable and Responsive Government: Informed Pillars for Progress: Environment, Infrastructure and Resilience</p>	
<b>Mirror Lake Library Entry Step Replacement</b>	<b>20,000</b>
<p>This project provides funding for the restoration and/or replacement of entry steps, walkway, and front entry landing at the Mirror Lake Community Library. The Library's capital projects requests aim to provide accessible library locations across St. Petersburg for equitable access to library services for all citizens.</p>	
<p>Principles for Accountable and Responsive Government: Informed Pillars for Progress: Environment, Infrastructure and Resilience</p>	
<b>Park Facilities Improvements</b>	<b>350,000</b>
<p>This project provides funding for an annual allocation for park improvements including maintenance/storage buildings, picnic shelters, irrigation systems, park signage, and other park facility needs. Additional improvements include enhancing shelters, fencing, park signage, irrigation systems, roadways, and/or any higher priority or emergency project that may arise. These needs are prioritized each year on a highest need basis. These improvements exemplify our pledge to sustainability, resiliency, equity, and health in all policies.</p>	
<p>Principles for Accountable and Responsive Government: In-Touch, Inclusive, Innovative, Intentional, Impactful Pillars for Progress: Environment, Infrastructure and Resilience</p>	
<b>Parks Lighting Improvements</b>	<b>100,000</b>
<p>This project provides funding for the installation of enhanced security lighting including converting existing lighting to energy conservation/renewable electric systems where feasible as technology progresses. These needs are prioritized each year and are performed on a highest need basis. These improvements exemplify our pledge to sustainability, resiliency, equity, and health in all policies.</p>	
<p>Principles for Accountable and Responsive Government: In-Touch, Inclusive, Innovative, Intentional, Impactful Pillars for Progress: Environment, Infrastructure and Resilience</p>	
<b>Play Equipment Replacement</b>	<b>800,000</b>
<p>This project provides funding for new playground equipment and installation at specific recreation center/park sites on an annual basis according to an established schedule for replacing old and worn-out equipment. New safety surfacing will be installed beneath the new play units, which will also increase accessibility. Safety surfacing for all current sand and ground-up surface sites will be replaced. These improvements exemplify our pledge to sustainability, resiliency, equity, and health in all policies.</p>	
<p>Principles for Accountable and Responsive Government: In-Touch, Inclusive, Innovative, Intentional, Impactful Pillars for Progress: Environment, Infrastructure and Resilience</p>	
<b>Preserve Improvements</b>	<b>100,000</b>
<p>This project provides funding for an annual allocation for improvements within the City's designated nature preserve areas. Projects include maintenance/storage facilities, habitat improvements, perimeter fencing, signage, park amenity improvements, and other preserve needs. These improvements exemplify our pledge to sustainability, resiliency, equity, and health in all policies.</p>	
<p>Principles for Accountable and Responsive Government: In-Touch, Inclusive, Innovative, Intentional, Impactful Pillars for Progress: Environment, Infrastructure and Resilience</p>	

*Recreation and Culture Capital Improvement Fund (3029) continued*

**FY25 Project Descriptions and Recommended Budget**

<b>Swimming Pool Improvements</b>	<b>400,000</b>
<p>This project provides funding for an annual allocation for improvements at the City's aquatic facilities. Improvement priorities will be decided on an as-needed basis to maintain safety and satisfy regulatory agency requirements. These improvements exemplify our pledge to sustainability, resiliency, equity, and health in all policies.</p> <p>Principles for Accountable and Responsive Government: In-Touch, Inclusive, Innovative, Intentional, Impactful                  Pillars for Progress: Environment, Infrastructure and Resilience</p>	
<b>Recreation Center Improvements</b>	<b>300,000</b>
<p>This project provides funding for an annual allocation for improvements at the City's 16 recreation centers. Annual improvement priorities will be decided on an as-needed basis to maintain safety and satisfy regulatory agency requirements. These improvements exemplify our pledge to sustainability, resiliency, equity, and health in all policies.</p> <p>Principles for Accountable and Responsive Government: In-Touch, Inclusive, Innovative, Intentional, Impactful                  Pillars for Progress: Environment, Infrastructure and Resilience</p>	
<b>Sunshine Center HVAC and Window Replacement</b>	<b>1,900,000</b>
<p>This project provides funding for the replacement of the existing HVAC system and duct work at the Sunshine Center that is at the end of its useful life, as well as funding for the replacement of the existing windows in the Banyan Room at the Sunshine Center. These improvements exemplify our pledge to sustainability, resiliency, equity, and health in all policies.</p> <p>Principles for Accountable and Responsive Government: In-Touch, Inclusive, Innovative, Intentional, Impactful                  Pillars for Progress: Environment, Infrastructure and Resilience</p>	
<b>Sunken Gardens Waterproofing and Painting Upgrades</b>	<b>600,000</b>
<p>This project provides funding to upgrade the waterproofing and painting at the main Sunken Gardens Complex building (housing tenants Great Explorations and Carrabba's); not done since initial restoration in 2003. Rehab will also include extending the current entrance portico over the circle entry drive to attach over Great Explorations lobby entrance doors.</p> <p>This project reflects the principles of informed and impactful planning to support the pillar for progress addressing the facility's infrastructure.</p> <p>Principles for Accountable and Responsive Government: Informed, Impactful                  Pillars for Progress: Infrastructure and Resilience</p>	
<b>Transfer Repayment Debt Service (also in Fund 3027 and 3031)</b>	<b>1,502,776</b>
<p>The City issued Non-Ad Valorem Revenue Note, Series 2020 in FY20 to advance the construction of several critical projects including the 40th Avenue NE Bridge over Placido Bayou, Shore Acres Recreation Center, Obama Main Library Renovation, and improvements to the City's affordable housing complex, Jamestown. This project provides the transfer of Penny funds to repay the principal on the above referenced debt issuance.</p> <p>Principles for Accountable and Responsive Government: Impactful, Informed                  Pillars for Progress: Environment, Infrastructure and Resilience</p>	
<b>Total Requirements</b>	<b>8,625,676</b>

### Recreation and Culture Capital Improvement (3029)

<b>Resources / Requirements</b>	<b>Appropriated To Date</b>	<b>FY 2025 Recomm'd</b>	<b>FY 2026 Estimate</b>	<b>FY 2027 Estimate</b>	<b>FY 2028 Estimate</b>	<b>FY 2029 Estimate</b>	<b>CIP Total</b>
Beginning Fund Balance	12,983,700	-	-	-	-	-	12,983,700
Earnings on Investments	572,316	200,000	200,000	200,000	200,000	200,000	1,572,316
Local Option Sales Surtax	10,614,868	8,637,241	7,601,273	6,199,804	5,800,023	5,892,823	44,746,032
Transfer Citywide Infrastructure Fund	9,788,000	-	-	-	-	-	9,788,000
Transfer Public Safety Capital Improvement	192,726	-	-	-	-	-	192,726
<b>Total Resources</b>	<b>34,151,610</b>	<b>8,837,241</b>	<b>7,801,273</b>	<b>6,399,804</b>	<b>6,000,023</b>	<b>6,092,823</b>	<b>69,282,774</b>
<b>Athletic Facilities</b>							
Athletic Facilities Improvements		200,000	200,000	200,000	200,000	200,000	1,000,000
<b>City Facilities</b>							
Mahaffey Theater Improvements		400,000	400,000	400,000	400,000	400,000	2,000,000
<b>Libraries</b>							
General Library Improvements		175,000	175,000	175,000	175,000	175,000	875,000
Mirror Lake Community Library HVAC Repl.		677,900	-	-	-	-	677,900
Mirror Lake Community Library Water Intrusion		1,100,000	2,420,000	-	-	-	3,520,000
Mirror Lake Library Entry Step Replacement		20,000	164,000	-	-	-	184,000
<b>Parks &amp; Open Space</b>							
Park Facilities Improvements		350,000	350,000	350,000	350,000	350,000	1,750,000
Parks Lighting Improvements		100,000	100,000	100,000	100,000	100,000	500,000
Play Equipment Replacement		800,000	800,000	800,000	800,000	800,000	4,000,000
Preserve Improvements		100,000	100,000	100,000	100,000	100,000	500,000
Roser Park Sidewalk Improvements		-	-	400,000	-	-	400,000
<b>Pool Improvements</b>							
Swimming Pool Improvements		400,000	400,000	400,000	400,000	400,000	2,000,000
<b>Recreation/Community Centers</b>							
Recreation Center Improvements		300,000	300,000	300,000	300,000	300,000	1,500,000
Sunshine Center HVAC & Window Replacement		1,900,000	-	-	-	-	1,900,000
<b>Sunken Gardens</b>							
Sunken Gardens Waterproofing & Painting Upgrades		600,000	-	-	-	-	600,000
<b>Undefined/Other</b>							
Transfer Repayment Debt Service		1,502,776	1,529,505	1,556,234	1,579,994	1,609,693	7,778,202
<b>Inflation Contingency</b>	-	-	135,225	161,250	211,875	282,500	790,850
<b>Prior Year Funding</b>	<b>31,159,312</b>	-	-	-	-	-	<b>31,159,312</b>
<b>Total Requirements</b>	<b>31,159,312</b>	<b>8,625,676</b>	<b>7,073,730</b>	<b>4,942,484</b>	<b>4,616,869</b>	<b>4,717,193</b>	<b>61,135,264</b>
<b>Assignment for Debt Service (SA &amp; OML)</b>	<b>2,671,276</b>	<b>(206,971)</b>	<b>(206,971)</b>	<b>(209,940)</b>	<b>(204,001)</b>	<b>(214,465)</b>	<b>1,628,928</b>
<b>Assignment for Enoch Davis Recreation Center</b>	-	<b>650,000</b>	<b>880,000</b>	<b>1,595,000</b>	<b>1,500,000</b>	<b>1,530,000</b>	<b>6,155,000</b>
<b>Unappropriated Balance</b>	<b>321,022</b>	<b>89,558</b>	<b>144,072</b>	<b>216,332</b>	<b>303,487</b>	<b>363,582</b>	<b>363,582</b>

**Notes**

1. Projects shown in the plan for years 2025-2029 may be moved on a year-to-year basis to balance this fund. Decisions to move projects will be based on the status of previously scheduled projects and project priorities.
2. The City issued Non-Ad Valorem Revenue Note, Series 2020 in FY20 to fund a portion of the Shore Acres Recreation Center and the Obama Main Library Renovation projects. Repayment began in FY21 and ends in FY30.
3. There is no inflation contingency calculating on the Transfer Repayment Debt Service Project.
4. A total of \$1,843,393 is programmed to be assigned in FY25-29 for debt service repayment for the Shore Acres Recreation Center and the Obama Main Library Renovation projects.
5. A total of \$6,155,000 is programmed to be assigned in FY25-29 for the Enoch Davis Recreation Center Improvement Project.

**Recreation and Culture Capital Improvement (3029)**

<b>Project</b>	<b>CIP Total</b>	<b>Appropriated To Date</b>	<b>FY 2025 Budget</b>	<b>FY 2026 Budget</b>	<b>FY 2027 Budget</b>	<b>FY 2028 Budget</b>	<b>FY 2029 Budget</b>
<b>Department Requested - Unfunded</b>							
Shuffleboard Grandstand Improvements	150,000	0	150,000	0	0	0	0
Major Facility System Improvements	1,500,000	0	500,000	0	500,000	0	500,000
Mirror Lake Complex/Sunshine Center Improvements	500,000	0	100,000	100,000	100,000	100,000	100,000
Athletic Field Lighting Improvements	1,500,000	0	300,000	300,000	300,000	300,000	300,000
Parking Lot Improvements	1,250,000	0	250,000	250,000	250,000	250,000	250,000
Park Restroom Renovation/Improvements Boardwalk, Dock, Pier Improvements	750,000	0	250,000	0	250,000	0	250,000
	1,200,000	0	400,000	0	400,000	0	400,000
Sawgrass Concession Building	750,000	0	750,000	0	0	0	0
Athletic Complex Restrooms/Concession	1,200,000	0	400,000	0	400,000	0	400,000
North Shore Aquatic Complex Infrastructure Improvements	850,000	0	850,000	0	0	0	0
Lake Maggiore Back Deck Replacement at Nature Center	75,000	0	75,000	0	0	0	0
Exercise Zone Replacement	1,250,000	0	250,000	250,000	250,000	250,000	250,000
Parks Shelter Improvements	675,000	0	225,000	0	225,000	0	225,000
Boyd Hill Fencing and Gates	120,000	0	120,000	0	0	0	0
Boyd Hill Campground Playground & Shelter	250,000	0	250,000	0	0	0	0
Willow Marsh Boardwalk Replacement	1,200,000	0	1,200,000	0	0	0	0
Fossil Park Pool Filter Upgrade	175,000	0	175,000	0	0	0	0
Gladden Park Recreation Center Restroom Replacement	200,000	0	200,000	0	0	0	0
Willis Johns Recreation Center Roof Replacement	600,000	0	600,000	0	0	0	0
North Shore Aquatic Complex Spectator Bleacher and Storage Expansion	250,000	0	250,000	0	0	0	0
Lake Maggiore Park Shelter Replacement	150,000	0	150,000	0	0	0	0
Bartlett Tennis/Pickleball LED Lighting Enhancement Little Bayou Park Improvements	95,000	0	95,000	0	0	0	0
	350,000	0	0	0	350,000	0	0
Williams Park Bandshell Improvements	1,900,000	0	1,900,000	0	0	0	0
North Shore Beach Shore Stabilization and Improvements	1,584,000	0	484,000	1,100,000	0	0	0
North Community Library Enhancement Plan	526,061	0	101,351	424,710	0	0	0
South Community Library Enhancement Plan	526,061	0	0	101,351	424,710	0	0
Mirror Lake Community Library Enhancement Plan	242,798	0	0	0	46,778	196,020	0
Coliseum - Ballroom Floor and Substructure Upgrade	950,000	0	950,000	0	0	0	0
Coliseum - Roof Upgrade	1,000,000	0	0	1,000,000	0	0	0
Coliseum - HVAC Upgrade and Relocation	1,100,000	0	0	0	1,100,000	0	0
Coliseum - Parking Lot Expansion	3,200,000	0	0	0	0	0	3,200,000
Dwight Jones Exercise Zone	200,000	0	200,000	0	0	0	0
Sunken Gardens HVAC Improvement	900,000	0	900,000	0	0	0	0
Sunken Gardens Service Elevator Installation	1,200,000	0	0	0	1,200,000	0	0
Sunken Gardens Turner House Rehabilitation/Restoration	500,000	0	0	0	0	500,000	0
Sunken Gardens Pump House Renovation, Bathroom, Shade House Improvements	250,000	0	0	0	0	0	250,000
<b>Department Requested - Unfunded</b>	<b>29,118,920</b>	<b>0</b>	<b>12,075,351</b>	<b>3,526,061</b>	<b>5,796,488</b>	<b>1,596,020</b>	<b>6,125,000</b>
<b>3029 Recreation and Culture Capital Improvement</b>	<b>29,118,920</b>	<b>0</b>	<b>12,075,351</b>	<b>3,526,061</b>	<b>5,796,488</b>	<b>1,596,020</b>	<b>6,125,000</b>
<b>Report Total</b>	<b>29,118,920</b>	<b>0</b>	<b>12,075,351</b>	<b>3,526,061</b>	<b>5,796,488</b>	<b>1,596,020</b>	<b>6,125,000</b>

**City Facilities Capital Improvement Fund (3031)**

This fund was established in FY98 to account for city facility improvements funded from the Local Option Sales Surtax.

**FY25 Summary**

Projected Resources	<b>2,325,760</b>
Projected Requirements	<u><b>2,406,700</b></u>
Projected Resources less Projected Requirements	<b>(80,940)</b>
Projected Resources less Projected Requirements	<b>(80,940)</b>
Beginning Fund Balance	<u><b>294,358</b></u>
Unassigned	<b>213,418</b>
Unassigned	<b>213,418</b>
Assigned for Debt Service Jamestown	<u><b>200,199</b></u>
Projected Fund Balance at Year End	<b>13,219</b>

**FY25 Project Descriptions and Recommended Budget**

<b>City Facility HVAC Replacement/Upgrade</b>	<b>200,000</b>
This project provides funding for the replacement or upgrade of city HVAC systems. These needs are prioritized each year and are performed on a highest need basis.	
Principles for Accountable and Responsive Government: Innovative, Intentional, Informed Pillars for Progress: Environment, Infrastructure and Resilience	
<b>City Facility Roof/Waterproofing</b>	<b>650,000</b>
This project provides funding to replace roofs and waterproofing of city buildings. These needs are prioritized each year and are performed on a highest need basis.	
Principles for Accountable and Responsive Government: Innovative, Intentional, Informed Pillars for Progress: Environment, Infrastructure and Resilience	
<b>Jamestown Complex – Upgrade Roofing</b>	<b>210,000</b>
This project provides design funding for an upgraded roof at the Jamestown complex which has already exceeded its useful life. This will eliminating current ongoing repairs and other associated inconveniences for tenants and negative impacts on the Jamestown budget and avoid negative environmental impacts such as mold in tenants' units.	
Principles for Accountable and Responsive Government: Impactful, Inclusive, Informed Pillars for Progress: Neighborhood Health and Safety, Housing Opportunities for All, Environment, Infrastructure and Resilience	
<b>Fire Facilities Major Improvements</b>	<b>150,000</b>
The fire facilities major improvements program provides funding for the continuous improvement of fire stations and the headquarters building, prolonging their useful lives and providing livable facilities for the members of St. Petersburg Fire Rescue. Work to be performed includes, but is not limited to, improvements to roofing, parking lots, living areas, engine bays, flooring, plumbing, electrical, and HVAC systems.	
Principles for Accountable and Responsive Government: Impactful, Informed Pillars for Progress: Neighborhood Health and Safety, Environment, Infrastructure and Resilience	
<b>Fire Station 3 HVAC Replacement</b>	<b>1,000,000</b>
This project provides funding for the replacement of the Fire Station 3’s HVAC System that is at the end of its useful life.	
Principles for Accountable and Responsive Government: Impactful, Informed Pillars for Progress: Neighborhood Health and Safety, Environment, Infrastructure and Resilience	

*City Facilities Capital Improvement Fund (3031) continued*

**FY25 Project Descriptions and Recommended Budget**

<b>Transfer Repayment Debt Service (also in Fund 3027 and 3029)</b>	<b>196,700</b>
<p>The City issued Non-Ad Valorem Revenue Note, Series 2020 in FY20 to advance the construction of several critical projects including the 40th Avenue NE Bridge over Placido Bayou, Shore Acres Recreation Center, Obama Main Library Renovation, and improvements to the City’s affordable housing complex, Jamestown. This project provides the transfer of Penny funds to repay the principal on the above referenced debt issuance.</p>	
<p>Principles for Accountable and Responsive Government: Impactful, Informed                  Pillars for Progress: Environment, Infrastructure and Resilience</p>	
<b>Total Requirements</b>	<b>2,406,700</b>

**City Facilities Capital Improvement (3031)**


<b>Resources / Requirements</b>	<b>Appropriated To Date</b>	<b>FY 2025 Recomm'd</b>	<b>FY 2026 Estimate</b>	<b>FY 2027 Estimate</b>	<b>FY 2028 Estimate</b>	<b>FY 2029 Estimate</b>	<b>CIP Total</b>
Beginning Fund Balance	1,554,010	-	-	-	-	-	1,554,010
Earnings on Investments	59,316	25,000	25,000	25,000	25,000	25,000	184,316
Local Option Sales Surtax	2,263,823	2,300,760	2,206,746	1,419,238	1,454,112	1,401,138	11,045,817
Transfer from Citywide Infrastructure Fund	225,113	-	-	-	-	-	225,113
Transfer from Recreation and Culture Fund	70,000	-	-	-	-	-	70,000
<b>Total Resources</b>	<b>4,172,262</b>	<b>2,325,760</b>	<b>2,231,746</b>	<b>1,444,238</b>	<b>1,479,112</b>	<b>1,426,138</b>	<b>13,079,256</b>
<b>City Facilities</b>							
Infrastructure to be Determined	-	-	150,000	150,000	150,000	150,000	600,000
<b>City Facility HVAC Replacement/Upgrade</b>							
City Facility HVAC Replacement/Upgrade	-	200,000	200,000	200,000	200,000	200,000	1,000,000
<b>City Facility Roof Replacements</b>							
City Facility Roof/Waterproofing	-	650,000	650,000	650,000	650,000	650,000	3,250,000
Jamestown Complex – Upgrade Roofing	-	210,000	790,000	-	-	-	1,000,000
<b>Fire</b>							
Fire Facilities Major Improvements	-	150,000	150,000	150,000	150,000	150,000	750,000
Fire Station 3 HVAC Replacement	-	1,000,000	-	-	-	-	1,000,000
<b>Undefined/Other</b>							
Transfer Repayment Debt Service	-	196,700	200,199	203,698	206,807	210,695	1,018,099
<b>Inflation Contingency</b>	-	-	48,500	57,500	86,250	115,000	307,250
<b>Prior Year Funding</b>	3,877,904	-	-	-	-	-	3,877,904
<b>Total Requirements</b>	<b>3,877,904</b>	<b>2,406,700</b>	<b>2,188,699</b>	<b>1,411,198</b>	<b>1,443,057</b>	<b>1,475,695</b>	<b>12,803,253</b>
<b>Assignment for Debt Service (Jamestown)</b>	<b>196,700</b>	<b>3,499</b>	<b>3,499</b>	<b>3,109</b>	<b>3,888</b>	<b>4,933</b>	<b>215,628</b>
<b>Unappropriated Balance</b>	<b>97,658</b>	<b>13,219</b>	<b>52,767</b>	<b>82,698</b>	<b>114,865</b>	<b>60,375</b>	<b>60,375</b>

**Notes**

1. Projects shown in the plan for years 2025-2029 may be moved on a year-to-year basis to balance this fund. Decisions to move projects will be based on the status of previously scheduled projects and project priorities.
2. The City issued Non-Ad Valorem Revenue Note, Series 2020 in FY20 to fund the Jamestown Renovations Project. Repayment began in FY21 and ends in FY30.
3. There is no inflation contingency calculating on the Transfer Repayment Debt Service Project.
4. A total of \$215,628 is programmed to be assigned in FY25-29 for debt service repayment for the Jamestown Renovations Project.

# ENTERPRISE FUNDS

- 3073 Downtown Parking
- 3081 Tropicana Field
- 4003 Water Resources
- 4013 Stormwater Drainage
- 4024 Sanitation
- 4033 Airport
- 4043 Marina
- 4063 Golf Courses
- 4093 Port





**Downtown Parking Capital Improvement Fund (3073)**

This is a pay-as-you-go enterprise supported capital fund dedicated to improvements to downtown parking facilities. This fund was re-established in FY06 with project funding coming from the Parking Revenue Fund.

**FY25 Summary**

Projected Resources	<b>2,150,000</b>
Projected Requirements	<b><u>3,530,000</u></b>
Projected Resources less Projected Requirements	<b>(1,380,000)</b>
Beginning Fund Balance	<b><u>1,491,151</u></b>
Projected Fund Balance at Year End	<b>111,151</b>

**FY25 Project Descriptions and Recommended Budget**

<b>Al Lang Parking Lot Resurfacing and Striping</b>	<b>600,000</b>
This project provides funding for the resurfacing and striping of the Al Lang Parking Lot.	
Principles for Accountable and Responsive Government: Informed, Impactful Pillars for Progress: Neighborhood Health and Safety, Environment, Infrastructure and Resilience	
<b>MSC Garage Structure Renovation and Rehab</b>	<b>2,200,000</b>
This project provides funding for the structural improvement of the Municipal Services Center (MSC) Garage which is used for employee and visitor parking at the building. The garage currently has visible cracks and exposed rebar causing water intrusion throughout.	
Principles for Accountable and Responsive Government: Informed Pillars for Progress: Environment, Infrastructure and Resilience	
<b>New Meter Technology</b>	<b>200,000</b>
This project provides funding for a continuing program to replace existing on-street meters with credit card capabilities for more inclusive accessibility.	
Principles for Accountable and Responsive Government: Innovative Pillars for Progress: Environment, Infrastructure and Resilience	
<b>New Meters Downtown</b>	<b>200,000</b>
This project provides funding for the expansion of on-street meters as recommended by the 2016 parking study.	
Principles for Accountable and Responsive Government: Informed, Inclusive Pillars for Progress: Environment, Infrastructure and Resilience	
<b>SouthCore Garage Lighting Upgrade</b>	<b>80,000</b>
This project provides funding for the replacement of the existing high power sodium lights which are not working with LEDs at the SouthCore Parking Garage. The LEDs will provide energy efficiency, higher quality of light and reduce potential maintenance requirements.	
Principles for Accountable and Responsive Government: Impactful, Innovative Pillars for Progress: Environment, Infrastructure and Resilience	
<b>Trolley Purchase &amp; Acquisition</b>	<b>250,000</b>
This project provides funding for the purchase and acquisition of a new trolley as the existing trolley has met and/or exceeded the vehicle's useful life.	
Principles for Accountable and Responsive Government: Informed Pillars for Progress: Environment, Infrastructure and Resilience	
<b>Total Requirements</b>	<b>3,530,000</b>

### Downtown Parking Capital Improvement (3073)

<b>Resources / Requirements</b>	<b>Appropriated To Date</b>	<b>FY 2025 Recomm'd</b>	<b>FY 2026 Estimate</b>	<b>FY 2027 Estimate</b>	<b>FY 2028 Estimate</b>	<b>FY 2029 Estimate</b>	<b>CIP Total</b>
Beginning Fund Balance	6,777,165	-	-	-	-	-	6,777,165
Earnings on Investments	258,146	100,000	100,000	100,000	100,000	100,000	758,146
Transfer Parking Revenue Fund	1,067,000	2,050,000	-	-	300,000	-	3,417,000
<b>Total Resources</b>	<b>8,102,311</b>	<b>2,150,000</b>	<b>100,000</b>	<b>100,000</b>	<b>400,000</b>	<b>100,000</b>	<b>10,952,311</b>
<b>Transportation &amp; Parking Management</b>							
Al Lang Parking Lot Resurfacing and Striping		600,000	-	-	-	-	600,000
MSC Garage Structure Renovation and Rehab		2,200,000	-	-	-	-	2,200,000
New Meter Technology		200,000	-	-	200,000	-	400,000
New Meters Downtown		200,000	-	-	200,000	-	400,000
SouthCore Garage Lighting Upgrade		80,000	-	-	-	-	80,000
Trolley Purchase & Acquisition		250,000	-	-	-	-	250,000
<b>Inflation Contingency</b>	-	-	-	-	-	-	-
<b>Prior Year Funding</b>	<b>6,611,160</b>	-	-	-	-	-	<b>6,611,160</b>
<b>Total Requirements</b>	<b>6,611,160</b>	<b>3,530,000</b>	-	-	<b>400,000</b>	-	<b>10,541,160</b>
<b>Unappropriated Balance</b>	<b>1,491,151</b>	<b>111,151</b>	<b>211,151</b>	<b>311,151</b>	<b>311,151</b>	<b>411,151</b>	<b>411,151</b>

**Tropicana Field Capital Projects Fund (3081)**

This fund was established in FY08 with project funding provided by the Tropicana Field Use Agreement with the Tampa Bay Rays. Projects will be brought to City Council for appropriation as needed.

**FY25 Summary**

Projected Resources	<b>512,000</b>
Projected Requirements	<u>0</u>
Projected Resources less Projected Requirements	<b>512,000</b>
Beginning Fund Balance	<u>789,187</u>
Projected Fund Balance at Year End	<b>1,301,187</b>

**Tropicana Field Capital Projects (3081)**

<b>Resources / Requirements</b>	<b>Appropriated To Date</b>	<b>FY 2025 Recomm'd</b>	<b>FY 2026 Estimate</b>	<b>FY 2027 Estimate</b>	<b>FY 2028 Estimate</b>	<b>FY 2029 Estimate</b>	<b>CIP Total</b>
Beginning Fund Balance	1,635,902	-	-	-	-	-	1,635,902
Earnings on Investments	28,375	12,000	12,000	12,000	12,000	12,000	88,375
TBR Naming Rights	500,000	250,000	250,000	250,000	-	-	1,250,000
TBR Ticket Surcharge	500,000	250,000	250,000	250,000	-	-	1,250,000
<b>Total Resources</b>	<b>2,664,277</b>	<b>512,000</b>	<b>512,000</b>	<b>512,000</b>	<b>12,000</b>	<b>12,000</b>	<b>4,224,277</b>
<b>Inflation Contingency</b>	-	-	-	-	-	-	-
<b>Prior Year Funding</b>	<b>1,875,090</b>	-	-	-	-	-	<b>1,875,090</b>
<b>Total Requirements</b>	<b>1,875,090</b>	-	-	-	-	-	<b>1,875,090</b>
<b>Unappropriated Balance</b>	<b>789,187</b>	<b>1,301,187</b>	<b>1,813,187</b>	<b>2,325,187</b>	<b>2,337,187</b>	<b>2,349,187</b>	<b>2,349,187</b>

**Notes**

1. Projects will be brought to City Council for appropriation as needed.
2. TBR = Tampa Bay Rays

**Water Resources Capital Projects Fund (4003)**

This fund was established to support water, wastewater, and reclaimed system projects. The main sources of revenue for this fund are Public Utility Revenue Bonds, which are issued periodically, and annual Pay-as-You-Go transfers from the Water Resources Operating Fund. In addition to the projects funding in the Water Resources Capital Projects Fund there is Penny for Pinellas funding in the Citywide Infrastructure Capital Improvement Fund (3027) to provide supplementary resources to address priority projects such as sanitary sewer inflow and infiltration removal.

**FY25 Summary**

Projected Resources	<b>120,580,000</b>
Projected Requirements	<b><u>120,580,000</u></b>
Projected Resources less Projected Requirements	<b>0</b>
Projected Resources less Projected Requirements	<b>0</b>
Beginning Fund Balance	<b><u>8,476,581</u></b>
Unassigned	<b>8,476,581</b>
Unassigned	<b>8,476,581</b>
Assignment Bond Interest Earnings FY23	<b><u>6,600,157</u></b>
Projected Fund Balance at Year End	<b>1,876,424</b>

**FY25 Project Category (Parent Project)**

<b>Computerized Systems</b>	<b>1,125,000</b>
<b>Lift Station Improvements</b>	<b>35,700,000</b>
<b>Reclaimed Water System Improvements</b>	<b>11,275,000</b>
<b>Sanitary Sewer Collection System</b>	<b>10,350,000</b>
<b>Water Distribution System Improvements</b>	<b>16,900,000</b>
<b>Water Reclamation Facilities Improvements</b>	
Northeast	18,250,000
Northwest	4,475,000
Southwest	<u>13,475,000</u>
<b>Total Water Reclamation Facilities Improvements</b>	<b>36,200,000</b>
<b>Water Resources Building Improvements</b>	<b>5,500,000</b>
<b>Water Treatment/Supply</b>	<b>2,330,000</b>
<b>Transfer to Water Resources Debt Fund (4002)</b>	<b><u>1,200,000</u></b>
<b>Total Requirements</b>	<b>120,580,000</b>

**FY25 Project Descriptions and Recommended Budget**

<b>Computerized Systems: Hardware/Software Replacement/Enhancement</b>	<b>125,000</b>
<p>This project provides annual funding for hardware and software replacement and enhancements to the Water Resources Department’s (WRD) Work and Asset Management (WAM) system, Laboratory Information Management System (LIMS), Supervisory Control and Data Acquisition (SCADA) system, and other production computer systems. These systems ensure regulatory compliance and increase the effectiveness of operations.</p> <p>Principles for Accountable and Responsive Government: Innovative, Informed                  Pillars for Progress: Environment, Infrastructure and Resilience</p>	

*Water Resources Capital Projects Fund (4003) continued*

**FY25 Project Descriptions and Recommended Budget**

<p><b>Computerized Systems: WRD Facilities Connection Upgrade</b>                  This project provides funding for a twenty-year lease of dedicated high speed, high reliability, network fiberoptic infrastructure between eight facilities minimizing the dependence on third party network connectivity providers. This will allow Water Resources to create redundant network connections between its eight major facilities. This will provide higher quality city business network services such as WAM, Oracle, Kronos, and VoIP to WRD facilities. This will improve resiliency of SCADA communications department wide. This project supports LA Consulting Management Study Recommendation #4.5.4 Utilize enhanced SCADA capabilities to reduce redundancy of manual data recording for key processes in water and wastewater. Require operator involvement in all SCADA modifications with signoff by appropriate supervisor. This is also consistent with recommendations made by CISA under system and communications protection SC-7 Boundary Protection and System and Information Integrity SI-2(1).                   Principles for Accountable and Responsive Government: Innovative, Informed                  Pillars for Progress: Environment, Infrastructure and Resilience</p>	<p><b>1,000,000</b></p>
<p><b>Lift Station Additional Lift Station 88</b>                  This project provides funding for the construction of a new lift station 88. This lift station will be installed in downtown St. Petersburg to support the new Gas Plant District. The preliminary proposal includes installing new 8” gravity lines on the east side of the property that will dump into the new lift station and feed into the 36” gravity main at the south property line. Preliminary flow calculations indicate a 4 MGD lift station will be required. The full scope of pipe adjustments, abandonments, and upgrades will be determined in the design phase of the project currently underway.                   Principles for Accountable and Responsive Government: Inclusive, Impactful                  Pillars for Progress: Environment, Infrastructure and Resilience</p>	<p><b>12,000,000</b></p>
<p><b>Lift Station Demolition &amp; Construction of EQ Tanks</b>                  This project provides year one funding for the demolition of the old Albert Whitted Lift Station facility and construction of equalization (EQ) storage tanks. This project is recommended in the Integrated Water Resources Master Plan, Scenario WT-7b, as shown in Table ES-0-9 Recommended Integrated Water Resources Management Plan (IWRMP) Scenarios.                   Principles for Accountable and Responsive Government: Impactful                  Pillars for Progress: Environment, Infrastructure and Resilience</p>	<p><b>12,000,000</b></p>
<p><b>Lift Station Electrical Upgrades</b>                  This project provides funding for the continuous replacement of existing, antiquated electrical equipment and panels serving the 80+ lift stations in the City’s wastewater collection system. This project was recommended by the master plan.                   Principles for Accountable and Responsive Government: Impactful                  Pillars for Progress: Environment, Infrastructure and Resilience</p>	<p><b>300,000</b></p>
<p><b>Lift Station Engineering Rehabilitation/Replacement</b>                  This project provides funding for the rehabilitation of lift stations as needed by criticality. This project may include the replacement of electrical and controls equipment, pumps, pump bases, valves, piping, wet wells, and generators. This project was recommended by the master plan.                   Principles for Accountable and Responsive Government: Impactful                  Pillars for Progress: Environment, Infrastructure and Resilience</p>	<p><b>4,600,000</b></p>
<p><b>Lift Station NE2 Wet Weather</b>                  This project provides year one funding for the construction of a Wet Weather Transfer Station (WWTS) designed to address and mitigate the challenges associated with wet weather conditions in the northeast basin. The WWTS will serve as a central facility for monitoring, controlling, and managing the flow of wastewater during wet weather events. It will be equipped with technology and infrastructure to handle the increased flow during these periods, ensuring compliance with environmental regulations and safeguarding the health of the local waterways. This project was recommended by the master plan.                   Principles for Accountable and Responsive Government: Inclusive, Impactful                  Pillars for Progress: Environment, Infrastructure and Resilience</p>	<p><b>500,000</b></p>
<p><b>Lift Station Pumps, Valves, Piping</b>                  This project provides funding for the replacement of pumps, pump bases, valves, and piping as needed on at least two lift stations. This project was recommended by the master plan.                   Principles for Accountable and Responsive Government: Impactful                  Pillars for Progress: Environment, Infrastructure and Resilience</p>	<p><b>350,000</b></p>

*Water Resources Capital Projects Fund (4003) continued*

**FY25 Project Descriptions and Recommended Budget**

<p><b>Lift Station Rehabilitation/Replacement</b>                  This project provides funding for rehabilitation and improvements of lift stations as needed by criticality. The work will be completed in accordance with the lift station standards and may include the replacement of electrical and controls equipment, pumps, pump bases, valves, piping, wet wells, and generators.</p> <p>Principles for Accountable and Responsive Government: Impactful                  Pillars for Progress: Environment, Infrastructure and Resilience</p>	<p><b>5,500,000</b></p>
<p><b>Lift Station Replace Stationary Generators</b>                  This project provides funding to replace stationary generators at Lift Stations #19, #20, #25, #28, and #61. The generators are used to power up the wastewater pump stations during power outages. This project is recommended by the master plan.</p> <p>Principles for Accountable and Responsive Government: Impactful                  Pillars for Progress: Environment, Infrastructure and Resilience</p>	<p><b>400,000</b></p>
<p><b>Lift Station SCADA Enhancements</b>                  This project provides funding to address any improvements or changes necessary to optimize the performance of the newly installed Supervisory Control and Data Acquisition (SCADA) system. This project is recommended by the master plan.</p> <p>Principles for Accountable and Responsive Government: Impactful                  Pillars for Progress: Environment, Infrastructure and Resilience</p>	<p><b>50,000</b></p>
<p><b>Reclaimed System: Large Main Replacement</b>                  This project provides funding for the replacement and/or upgrade of reclaimed water distribution mains within the City's service area. This project supports LA Consulting's management study recommendation #4.2.16 develop long-term budgets for both proactive and lifecycle replacement for water distribution and wastewater collection systems. Annually report the current lifecycle status versus desired to city leadership. This project was also recommended by the master plan.</p> <p>Principles for Accountable and Responsive Government: Informed, Impactful                  Pillars for Progress: Environment, Infrastructure and Resilience</p>	<p><b>2,000,000</b></p>
<p><b>Reclaimed System: Main/Valve/Tap Replacement/Flushing Appurtenances</b>                  This is a continuing program to provide funding for the replacement and/or upgrade of reclaimed water distribution lines 2" and larger within the City's service area, replacement and/or upgrade of reclaimed water main valves within the City's service area, and replacement of blow off and air release devices on the reclaimed water system. This project supports LA Consulting's management study recommendation #4.2.16 develop long-term budgets for both proactive and lifecycle replacement for water distribution and wastewater collection systems. Annually report the current lifecycle status versus desired to city leadership. This project was also recommended by the master plan.</p> <p>Principles for Accountable and Responsive Government: Informed, Impactful                  Pillars for Progress: Environment, Infrastructure and Resilience</p>	<p><b>150,000</b></p>
<p><b>Reclaimed System: NW PCCP Replacement NWWRF 2 A/N</b>                  This project provides funding for the replacement of 9,600 linear feet of 30" reclaimed water (Northwest) pre-stressed concrete cylinder pipe and 7,500 linear feet of 36" reclaimed water (Northeast) pre-stressed concrete cylinder pipe. This project supports LA Consulting's management study recommendation #4.2.16 develop long-term budgets for both proactive and lifecycle replacement for water distribution and wastewater collection systems. Annually report the current lifecycle status versus desired to city leadership.</p> <p>Principles for Accountable and Responsive Government: Informed, Impactful                  Pillars for Progress: Environment, Infrastructure and Resilience</p>	<p><b>8,000,000</b></p>
<p><b>Reclaimed System: New Reclaimed Service Taps and Backflows</b>                  This is a continuing program to provide funding for reclaimed water service taps and backflow devices to new and/or existing utility customers.</p> <p>Principles for Accountable and Responsive Government: Intentional, Impactful                  Pillars for Progress: Environment, Infrastructure and Resilience</p>	<p><b>125,000</b></p>

*Water Resources Capital Projects Fund (4003) continued*

**FY25 Project Descriptions and Recommended Budget**

<p><b>Reclaimed System: Small Main Replacement</b>                  This is a continuing program to provide funding for the replacement and/or upgrade of reclaimed water distribution mains within the City’s service area, provide for the replacement and/or upgrade of reclaimed water main valves within the City’s service area, and a continuing program to replace blow off and air release devices on the reclaimed water system. This project supports LA Consulting’s management study recommendation #4.2.16 develop long-term budgets for both proactive and lifecycle replacement for water distribution and wastewater collection systems. Annually report the current lifecycle status versus desired to city leadership. This project was also recommended by the master plan.</p> <p>Principles for Accountable and Responsive Government: Informed, Impactful                  Pillars for Progress: Environment, Infrastructure and Resilience</p>	<p><b>1,000,000</b></p>
<p><b>Sanitary Sewer Collection System: 62<sup>nd</sup> Avenue NE</b>                  This project provides design phase funding for the replacement of the existing force main with approximately 5,500 linear feet of new force main from 1<sup>st</sup> Avenue NE to the Northeast Water Reclamation Facility (NE WRF). The new pipe, to be constructed in the roadway of 62<sup>nd</sup> Avenue NE, will be connected to the existing force main to the west and headworks to the east.</p> <p>Principles for Accountable and Responsive Government: Informed, Impactful                  Pillars for Progress: Environment, Infrastructure and Resilience</p>	<p><b>600,000</b></p>
<p><b>Sanitary Sewer Collection System: Annual Bridge Replacements</b>                  This project provides funding for the relocation/replacement of sewer mains to accommodate new bridge construction per Engineering and Capital Improvements Department (ECID) Bridge Replacement Program.</p> <p>Principles for Accountable and Responsive Government: Intentional, Impactful                  Pillars for Progress: Environment, Infrastructure and Resilience</p>	<p><b>500,000</b></p>
<p><b>Sanitary Sewer Collection System: Annual Manhole Rehabilitation Program</b>                  This project provides funding for the timely coating and rehabilitation of manholes throughout the wastewater collection system. This work is needed periodically to help preserve the structural stability and functionality of manholes. This rehabilitation reduces infiltration around the manhole ring and cover and eliminates leaks in the walls and the bench or pipe connections to the structure. Elimination of leaks is part of the inflow and infiltration reduction program. This project is consistent with the consent order issued by the Florida Department of Environmental Protection (FDEP) and helps the division meet the management review goals linked to asset management principles: LA Consulting’s recommendation #4.2.16 develop long-term budgets for both proactive and lifecycle replacement for water distribution and wastewater collection systems. Annually report the current lifecycle status versus desired to city leadership.</p> <p>Principles for Accountable and Responsive Government: Informed, Impactful                  Pillars for Progress: Environment, Infrastructure and Resilience</p>	<p><b>800,000</b></p>
<p><b>Sanitary Sewer Collection System: Aqueous Crossing Rehabilitation</b>                  This project provides funding for the timely rehabilitation of sanitary sewer pipes in locations where they cross surface waters. This project protects the pipes through painting and other measures to maintain structural integrity. This project is consistent with the consent order issued by the Florida Department of Environmental Protection (FDEP).</p> <p>Principles for Accountable and Responsive Government: Intentional, Impactful                  Pillars for Progress: Environment, Infrastructure and Resilience</p>	<p><b>50,000</b></p>
<p><b>Sanitary Sewer Collection System: Gravity Extensions</b>                  This project provides funding for the Wastewater Collection Division to extend the collection system to properties that do not have a city tap at the property line.</p> <p>Principles for Accountable and Responsive Government: Intentional, Impactful                  Pillars for Progress: Environment, Infrastructure and Resilience</p>	<p><b>100,000</b></p>



*Water Resources Capital Projects Fund (4003) continued*

**FY25 Project Descriptions and Recommended Budget**

<p><b>Sanitary Sewer Collection System: Inflow and Infiltration Diagnosis Repairs</b>                  This project provides funding for repairs identified through the inflow and infiltration (I&amp;I) reduction processes. These repairs will be completed by the Wastewater Maintenance staff rather than a contractor. This project is consistent with the consent order issued by the FDEP and helps the division meet the management review goals linked to asset management principles: LA Consulting’s recommendation #4.2.16 develop long-term budgets for both proactive and lifecycle replacement for water distribution and wastewater collection systems. Annually report the current lifecycle status versus desired to city leadership.</p> <p>Principles for Accountable and Responsive Government: Informed, Impactful                  Pillars for Progress: Environment, Infrastructure and Resilience</p>	<b>700,000</b>
<p><b>Sanitary Sewer Collection System: Large Diameter Pigging</b>                  This project provides funding to scour and clean large diameter force mains and add pig launchers. This project is consistent with the consent order issued by the FDEP.</p> <p>Principles for Accountable and Responsive Government: Intentional, Impactful                  Pillars for Progress: Environment, Infrastructure and Resilience</p>	<b>200,000</b>
<p><b>Sanitary Sewer Collection System: Lift Station 63 Force Main</b>                  This project provides funding for the replacement of two northern segments of the Lift Station 63 force main. The first segment will replace approximately 2,300 linear feet of 24” ductile iron pipe that originates at Lift Station 63 and terminates on the north approach of the San Martin Bridge. The second segment will replace approximately 2,000 linear feet of 24” ductile iron pipe, starting from the south approach on the San Martin Bridge to the corner of Macoma Drive NE and Patuca Road NE/83<sup>rd</sup> Avenue NE. The scope of work includes all fittings and appurtenances as well as the connection to the new bridge segment.</p> <p>Principles for Accountable and Responsive Government: Informed, Impactful                  Pillars for Progress: Environment, Infrastructure and Resilience</p>	<b>600,000</b>
<p><b>Sanitary Sewer Collection System: Manhole Ring and Cover Replacement</b>                  This project provides funding for the replacement of manhole rings and covers throughout the wastewater collection system. This work is needed periodically to help preserve the structural stability and functionality of manhole covers and supporting rings to keep them safe for motoring traffic. This rehabilitation also reduces infiltration around the manhole ring and cover and is consistent with the inflow and infiltration reduction program as prescribed in the management consultant recommendations. This project is consistent with the consent order issued by FDEP and helps the division meet the management review goals linked to asset management principles: LA Consulting’s recommendation #4.2.16 Develop long-term budgets for both proactive and lifecycle replacement for water distribution and wastewater collection systems. Annually report the current lifecycle status versus desired to city leadership.</p> <p>Principles for Accountable and Responsive Government: Informed, Impactful                  Pillars for Progress: Environment, Infrastructure and Resilience</p>	<b>450,000</b>
<p><b>Sanitary Sewer Collection System: NE-2 Capacity Improvements</b>                  This project provides design phase funding for the construction of 10,275 linear feet of new 20” force main, 1,400 linear feet of new 12” force main, upsizing 800 linear feet of existing gravity main to 21”, the connection of existing 24” ductile iron pipe to the NE WRF, and upgrade of valves and appurtenances.</p> <p>Principles for Accountable and Responsive Government: Intentional, Impactful                  Pillars for Progress: Environment, Infrastructure and Resilience</p>	<b>1,500,000</b>
<p><b>Sanitary Sewer Collection System: New Service Connections</b>                  This project provides funding for the installation of new sewer service taps throughout the City and ensuring that old services are properly replaced as properties are re-developed, thereby preventing I&amp;I.</p> <p>Principles for Accountable and Responsive Government: Intentional, Impactful                  Pillars for Progress: Environment, Infrastructure and Resilience</p>	<b>100,000</b>

*Water Resources Capital Projects Fund (4003) continued*

**FY25 Project Descriptions and Recommended Budget**

<p><b>Sanitary Sewer Collection System: Private Laterals</b></p> <p>This project provides funding for the City to address private lateral pipes that have been identified as a source of I&amp;I during wet weather. This project supports LA Consulting’s management study recommendation #4.2.8 Establish a program to include incentives for encouraging all users to replace Orangeburg pipe laterals with approved material.</p> <p>Principles for Accountable and Responsive Government: Intentional, Impactful Pillars for Progress: Environment, Infrastructure and Resilience</p>	<b>500,000</b>
<p><b>Sanitary Sewer Collection System: San Martin Bridge Replacement</b></p> <p>This project provides funding for the relocation/replacement of a force main (sub-aqueous) to accommodate new bridge construction per the Pinellas County Bridge Replacement Program.</p> <p>Principles for Accountable and Responsive Government: Intentional, Impactful Pillars for Progress: Environment, Infrastructure and Resilience</p>	<b>4,000,000</b>
<p><b>Sanitary Sewer Collection System: Septic Tank Elimination</b></p> <p>This project provides funding to connect customers to the sewer system who are currently serviced by septic systems. The proposed scope includes two new manholes and approximately 625 feet of 8” PVC centered in the existing 12-foot-wide paved single lane road. Services extended to the right-of-way (ROW) based on 60-foot ROW limits and existing property lines. This project is dependent on availability and approval of grant funding to cover the cost of relocating private laterals from backyard septic systems to the new front ROW gravity sewer.</p> <p>Principles for Accountable and Responsive Government: Impactful Pillars for Progress: Environment, Infrastructure and Resilience</p>	<b>250,000</b>
<p><b>Transfer to Water Resources Debt Fund</b></p> <p>This project provides for the transfer of the Water Closet Fee Revenue to the Water Resources Debt Fund (4002).</p> <p>Principles for Accountable and Responsive Government: Intentional, Impactful Pillars for Progress: Environment, Infrastructure and Resilience</p>	<b>1,200,000</b>
<p><b>Water Distribution Improvements: 36” TM Replacement Forest Lake</b></p> <p>This project provides funding for the replacement of a section of the 36” transmission main at Forest Lake in cooperation with a Pinellas County project.</p> <p>Principles for Accountable and Responsive Government: Intentional, Impactful Pillars for Progress: Environment, Infrastructure and Resilience</p>	<b>400,000</b>
<p><b>Water Distribution Improvements: Annual Bridge Replacements</b></p> <p>This project provides funding for relocation and/or removal of existing water mains to accommodate new bridge construction per the ECID Bridge Replacement Program. This project was recommended by the master plan.</p> <p>Principles for Accountable and Responsive Government: Informed, Impactful Pillars for Progress: Environment, Infrastructure and Resilience</p>	<b>500,000</b>
<p><b>Water Distribution Improvements: Potable Backflow Prevention/Meter Replacement</b></p> <p>This project provides funding to install backflow prevention to new and/or existing water services within the City’s service area and replacement of potable water meters that have exceeded their useful life or are in poor operating condition. The department anticipates the replacement of 10,000 (2” and smaller meters), 12 (3” and larger meters), and backflow devices. This project was recommended by the master plan.</p> <p>Principles for Accountable and Responsive Government: Intentional, Impactful Pillars for Progress: Environment, Infrastructure and Resilience</p>	<b>2,250,000</b>
<p><b>Water Distribution Improvements: Beach Drive Main Replacement</b></p> <p>This project provides funding for the replacement of potable water main along Beach Drive in the Old Northeast area. This pipe will be focused in water quality challenge areas to reduce flushing activities to maintain water quality. This project supports LA Consulting Management Study Recommendation #4.2.16 Develop long-term budgets for both proactive and lifecycle replacement for water distribution and wastewater collection systems. Annually report the current lifecycle state versus desired to city leadership. This project was also recommended by the master plan.</p> <p>Principles for Accountable and Responsive Government: Informed, Impactful Pillars for Progress: Environment, Infrastructure and Resilience</p>	<b>2,000,000</b>

*Water Resources Capital Projects Fund (4003) continued*

**FY25 Project Descriptions and Recommended Budget**

<p><b>Water Distribution Improvements: Contractor Main Replacement</b>                  This project provides funding for an in-house managed contractor main replacement program. Water systems maintenance will procure blanket purchase agreements for contractors to replace cast iron/unlined pipe that is 12” in diameter or above. There is over 250,000 linear feet of 12” cast iron pipe in the system. This project supports LA Consulting Management Study Recommendation #4.2.16 Develop long-term budgets for both proactive and lifecycle replacement for water distribution and wastewater collection systems. Annually report the current lifecycle status versus desired to city leadership.</p> <p>Principles for Accountable and Responsive Government: Informed, Impactful                  Pillars for Progress: Environment, Infrastructure and Resilience</p>	<b>1,000,000</b>
<p><b>Water Distribution Improvements: Downtown Main Replacement</b>                  This project provides funding for the relocation of potable water distribution mains and appurtenances to facilitate the needs of other utility enhancements or conflicts. This project supports LA Consulting Management Study Recommendation #4.2.16 Develop long-term budgets for both proactive and lifecycle replacement for water distribution and wastewater collection systems. Annually report the current lifecycle status versus desired to city leadership. This project was also recommended by the master plan.</p> <p>Principles for Accountable and Responsive Government: Informed, Impactful                  Pillars for Progress: Environment, Infrastructure and Resilience</p>	<b>4,000,000</b>
<p><b>Water Distribution Improvements: Main Relocation</b>                  This is a continuing program to provide funding for the relocation of potable water distribution mains and appurtenances to facility the needs of other utility enhancements or conflicts. This project was recommended by the master plan.</p> <p>Principles for Accountable and Responsive Government: Intentional, Impactful                  Pillars for Progress: Environment, Infrastructure and Resilience</p>	<b>150,000</b>
<p><b>Water Distribution Improvements: Potable Main/Valve Replacement/Aqueous Crossings</b>                  This is a continuing program to provide funding for the replacement and/or upgrade of water distribution lines 2” and larger within the City’s service area. This project supports LA Consulting’s management study recommendation #4.2.16 develop long-term budgets for both proactive and lifecycle replacement for water distribution and wastewater collection systems. Annually report the current lifecycle status versus desired to city leadership. This project was also recommended by the master plan.</p> <p>Principles for Accountable and Responsive Government: Informed, Impactful                  Pillars for Progress: Environment, Infrastructure and Resilience</p>	<b>3,500,000</b>
<p><b>Water Distribution Improvements: Potable New Water Main Extensions</b>                  This is a continuing program to provide funding for water main extensions to new water customers. This project was recommended by the master plan.</p> <p>Principles for Accountable and Responsive Government: Intentional, Impactful                  Pillars for Progress: Environment, Infrastructure and Resilience</p>	<b>100,000</b>
<p><b>Water Distribution Improvements: San Martin Bridge Replacement</b>                  This project provides funding for relocation and/or removal of water and reclaimed water mains to accommodate new bridge construction per the ECID Bridge Replacement Program.</p> <p>Principles for Accountable and Responsive Government: Informed, Impactful                  Pillars for Progress: Environment, Infrastructure and Resilience</p>	<b>1,500,000</b>
<p><b>Water Distribution Improvements: Potable Water Service Taps, Meters &amp; Backflows</b>                  This is a continuing program to provide funding for water service taps and meters to new/existing customers. This project was recommended by the master plan.</p> <p>Principles for Accountable and Responsive Government: Intentional, Impactful                  Pillars for Progress: Environment, Infrastructure and Resilience</p>	<b>1,500,000</b>

*Water Resources Capital Projects Fund (4003) continued*

**FY25 Project Descriptions and Recommended Budget**

<p><b>NE WRF Clarifiers 3 &amp; 4 Pumping Station Rehab</b></p> <p>This project provides funding for the replacement of NE WRF clarifiers three and four pump station components. These components consist of return activated sludge (RAS) motors, variable frequency drives, RAS pumps, waste motors, waste pumps, electrical wiring, disconnects, valves ranging from 4” to 24”, flow meters, controls, and concrete bases. This project was recommended by the master plan.</p> <p>Principles for Accountable and Responsive Government: Impactful Pillars for Progress: Environment, Infrastructure and Resilience</p>	<b>2,000,000</b>
<p><b>NE WRF Diffuser System Rehabilitation</b></p> <p>This project provides funding for the replacement of diffused aeration membranes, PVC header material, and other submerged infrastructure in the expanded diffused bioreactors at the NE WRF. This project is recommended by the master plan.</p> <p>Principles for Accountable and Responsive Government: Intentional, Impactful Pillars for Progress: Environment, Infrastructure and Resilience</p>	<b>500,000</b>
<p><b>NE WRF Electrical Distribution Improvements</b></p> <p>This project provides funding for the replacement of existing power distribution and electrical equipment at the NE WRF. This project is recommended by the master plan and will be funded over three years.</p> <p>Principles for Accountable and Responsive Government: Impactful Pillars for Progress: Environment, Infrastructure and Resilience</p>	<b>11,500,000</b>
<p><b>NE WRF Filter Addition</b></p> <p>This project provides funding for new filters. This is one of many upgrades needed to achieve FDEP requirements for advance wastewater treatment. This project was recommended by the master plan.</p> <p>Principles for Accountable and Responsive Government: Impactful Pillars for Progress: Environment, Infrastructure and Resilience</p>	<b>2,000,000</b>
<p><b>NE WRF Influent Buildings Pumping Evaluation</b></p> <p>This project provides funding for the evaluation of the overall ability and efficiency of the current influent pumping capacity at the NE WRF. This project was recommended by the master plan.</p> <p>Principles for Accountable and Responsive Government: Impactful Pillars for Progress: Environment, Infrastructure and Resilience</p>	<b>350,000</b>
<p><b>NE WRF Influent Wet Well Rehabilitation</b></p> <p>This project provides funding for the evaluation of the structural integrity of old and new influent wet wells and associated assets. This project was recommended by the master plan.</p> <p>Principles for Accountable and Responsive Government: Impactful Pillars for Progress: Environment, Infrastructure and Resilience</p>	<b>450,000</b>
<p><b>NE WRF Injection Well Acidization</b></p> <p>This project provides funding for the acidization of the wells to improve performance. This project was recommended by the master plan.</p> <p>Principles for Accountable and Responsive Government: Impactful Pillars for Progress: Environment, Infrastructure and Resilience</p>	<b>850,000</b>
<p><b>NE WRF Pipe Repairs/Lined/Replacement</b></p> <p>This project provides funding for the replacement, repair and/or lining of all existing piping associated with wastewater treatment at the NE WRF. The master plan recommends this project due to the age of existing piping systems.</p> <p>Principles for Accountable and Responsive Government: Impactful Pillars for Progress: Environment, Infrastructure and Resilience</p>	<b>500,000</b>

*Water Resources Capital Projects Fund (4003) continued*

**FY25 Project Descriptions and Recommended Budget**

<b>NE WRF SCADA Upgrade</b>	<b>100,000</b>
This project provides funding for any improvements or changes necessary to optimize the performance of the Supervisory Control and Data Acquisition (SCADA) system.	
Principles for Accountable and Responsive Government: Impactful Pillars for Progress: Environment, Infrastructure and Resilience	
<b>NW WRF Automatic Security Fencing</b>	<b>75,000</b>
This project provides funding to upgrade the security fencing at the NW WRF to include installation of a motorized gate on the west entrance with keypad entry, remote operation, and security camera. This project is recommended by the master plan.	
Principles for Accountable and Responsive Government: Inclusive, Informed Pillars for Progress: Environment, Infrastructure and Resilience	
<b>NW WRF Clarifier #4 Rehabilitation &amp; Piping</b>	<b>2,000,000</b>
This project provides funding for the rehabilitation of Clarifier #4 and upgrades to the return sludge piping. This project is recommended by the master plan based on the results of the Northwest Water Reclamation Facility Renewal and Replacement model (Final FP Table 8-26).	
Principles for Accountable and Responsive Government: Informed, Impactful Pillars for Progress: Environment, Infrastructure and Resilience	
<b>NW WRF Disk Filter Rehabilitation</b>	<b>250,000</b>
This project provides funding for the rebuild of the #1 disk filter including panels, pump, and equipment. This project is recommended by the master plan based on the results of the Northwest Water Reclamation Facility Renewal and Replacement model (Final FP Table 8-26).	
Principles for Accountable and Responsive Government: Informed, Impactful Pillars for Progress: Environment, Infrastructure and Resilience	
<b>NW WRF Facility Plan</b>	<b>1,250,000</b>
This project provides funding to assess and complete preliminary planning to implement changes to the NW WRF treatment processes as recommended in the Integrated Water Resources Master Plan (Table ES-0-9 Recommended IWRMP Scenarios).	
Principles for Accountable and Responsive Government: Informed, Impactful Pillars for Progress: Environment, Infrastructure and Resilience	
<b>NW WRF Filter Pipe Repairs/Lining/Replacement</b>	<b>500,000</b>
This project provides funding for the evaluation, repair, and/or replacement of underground piping at the NW WRF. This project is recommended by the master plan.	
Principles for Accountable and Responsive Government: Informed, Impactful Pillars for Progress: Environment, Infrastructure and Resilience	
<b>NW WRF SCADA Upgrade</b>	<b>400,000</b>
This project provides funding for any improvements or changes necessary to optimize the performance of the SCADA system.	
Principles for Accountable and Responsive Government: Informed, Impactful Pillars for Progress: Environment, Infrastructure and Resilience	
<b>SW WRF CHP Generator Replacement</b>	<b>1,000,000</b>
This project provides funding for the replacement of the current primary power natural gas generator used as part of the biosolids to energy system at the SW WRF. This project was recommended by the master plan.	
Principles for Accountable and Responsive Government: Informed, Impactful Pillars for Progress: Environment, Infrastructure and Resilience	

*Water Resources Capital Projects Fund (4003) continued*

**FY25 Project Descriptions and Recommended Budget**

<p><b>SW WRF Maintenance Shop Replacement</b>                  This project provides funding to construct a purpose driven maintenance facility for repair, storage, and fabrication of process components. It will include updated offices that will allow maintenance staff to conduct asset management related tasks. It will be built to current building and hurricane codes and offer maintenance staff a facility in which to shelter during weather related emergencies. This project was recommended by the master plan to improve the working environment for employees as related to potential safety and security hazards (Final FP Table 9-30).</p> <p>Principles for Accountable and Responsive Government: Inclusive, Informed, Impactful                  Pillars for Progress: Environment, Infrastructure and Resilience</p>	<p><b>4,000,000</b></p>
<p><b>SW WRF Mesophilic Heat Exchanger</b>                  The project provides funding to add a third mesophilic heat exchanger to the digestion process and will provide added redundancy and energy conservation.</p> <p>Principles for Accountable and Responsive Government: Impactful                  Pillars for Progress: Environment, Infrastructure and Resilience</p>	<p><b>250,000</b></p>
<p><b>SW WRF Operations and Lab Building Replacement</b>                  The project provides funding for the replacement of the operations and lab building to include the following: a modern lab, operations and maintenance staff offices and work areas, restrooms/locker rooms, conference room, library, kitchen, and server room. The building will be designed to meet all code-related wind and impact ratings for hurricane hardening techniques including impact-rated doors, windows with impact-resistant glass, reinforced roof and wall structures that meet or exceed high-velocity hurricane zone code requirements. The new building will be above the flood zone. This project was recommended by the master plan to improve the working environment for employees as related to potential safety and security hazards (Final FP Table 9-30).</p> <p>Principles for Accountable and Responsive Government: Inclusivity, Informed, Impactful                  Pillars for Progress: Environment, Infrastructure and Resilience</p>	<p><b>7,700,000</b></p>
<p><b>SW WRF SCADA Improvements</b>                  This project provides funding for any improvements or changes necessary to optimize the performance of the SCADA system.</p> <p>Principles for Accountable and Responsive Government: Informed, Impactful                  Pillars for Progress: Environment, Infrastructure and Resilience</p>	<p><b>475,000</b></p>
<p><b>SW WRF WAS Holding Tank</b>                  The project provides funding to assess the size and design of the waste sludge holding tank at the SW WRF to meet 2040 projections more effectively.</p> <p>Principles for Accountable and Responsive Government: Informed, Impactful                  Pillars for Progress: Environment, Infrastructure and Resilience</p>	<p><b>50,000</b></p>
<p><b>WR Building Improvements: Equipment and Warehouse Replacement</b>                  This project provides funding to construct a new 12,000 square foot equipment center and warehouse storage building. It will include areas for equipment maintenance, carpentry, pump rebuilding, spare parts and equipment, instrumentation repair and welding.</p> <p>Principles for Accountable and Responsive Government: Impactful                  Pillars for Progress: Environment, Infrastructure and Resilience</p>	<p><b>5,500,000</b></p>
<p><b>Cosme Water Treatment Plant: SCADA Improvements</b>                  This project provides funding for any improvements or changes necessary to optimize the performance of the SCADA system.</p> <p>Principles for Accountable and Responsive Government: Impactful                  Pillars for Progress: Environment, Infrastructure and Resilience</p>	<p><b>830,000</b></p>

*Water Resources Capital Projects Fund (4003) continued*

**FY25 Project Descriptions and Recommended Budget**

<b>Oberly Pumping Station: Replace Existing Tanks with Concrete</b>	<b>750,000</b>
This project provides funding for the removal of the two 5 MG various aged steel ground storage tanks and replacement with two concrete ground storage tanks at the Oberly Pumping Station.	

Principles for Accountable and Responsive Government: Impactful Pillars for Progress: Environment, Infrastructure and Resilience

<b>Washington Terrace Pumping Station: Replace Existing Tanks with Concrete</b>	<b>750,000</b>
This project provides funding for the removal of the three 3.25 MG various aged steel ground storage tanks and replacement with two 5 MG concrete ground storage tanks at the Washington Terrace Pumping Station.	

Principles for Accountable and Responsive Government: Impactful Pillars for Progress: Environment, Infrastructure and Resilience

	<b>Total Requirements</b>	<b>120,580,000</b>
--	---------------------------	--------------------

### Water Resources Capital Projects (4003)

<b>Resources / Requirements</b>	<b>Appropriated To Date</b>	<b>FY 2025 Recomm'd</b>	<b>FY 2026 Estimate</b>	<b>FY 2027 Estimate</b>	<b>FY 2028 Estimate</b>	<b>FY 2029 Estimate</b>	<b>CIP Total</b>
Beginning Fund Balance	236,387,888	-	-	-	-	-	236,387,888
Bond Proceeds	29,028,951	-	-	-	-	-	29,028,951
Connection Fees/Meter Sales Reclaimed	230,862	125,000	125,000	125,000	125,000	125,000	855,862
Connection Fees/Meter Sales Sewer Connection	199,561	100,000	100,000	100,000	-	100,000	599,561
Fees/Meter Sales Water Earnings on	2,433,139	1,600,000	1,600,000	1,600,000	1,600,000	1,600,000	10,433,139
Investments	8,447,594	3,500,000	500,000	500,000	500,000	500,000	13,947,594
Future Borrowings	44,287,000	63,790,000	61,392,000	62,504,000	60,935,000	62,585,000	355,493,000
GR FEMA Hazard Mitigation Grant Reclaimed	443,650	-	-	-	-	-	443,650
Water Assessments	30,978	15,000	15,000	15,000	15,000	15,000	105,978
Transfer WR Operating Fund	52,928,000	50,250,000	52,852,000	53,964,000	52,495,000	54,045,000	316,534,000
Water Closet Fees (Impact Fees)	2,721,374	1,200,000	1,200,000	1,200,000	1,200,000	1,200,000	8,721,374
<b>Total Resources</b>	<b>377,138,997</b>	<b>120,580,000</b>	<b>117,784,000</b>	<b>120,008,000</b>	<b>116,870,000</b>	<b>120,170,000</b>	<b>972,550,997</b>
<b>Computerized Systems</b>							
ASM Computer HW/SW Replacement/Enhancement		125,000	125,000	125,000	125,000	125,000	625,000
ASM SAN Storage		-	-	-	-	250,000	250,000
AMP ASM SCADA Hardware Upgrades		-	-	150,000	-	-	150,000
ASM SCADA Security Device Upgrade		-	-	-	-	275,000	275,000
AMP ASM WRD Facilities Connection Upgrade		1,000,000	-	-	-	-	1,000,000
<b>Lift Station Improvements</b>							
LST Additional Lift Station 88		12,000,000	-	-	-	-	12,000,000
MP LST Demolition & Construction of EQ Tanks		12,000,000	8,000,000	5,000,000	-	-	25,000,000
MP LST Electrical Upgrades		300,000	300,000	300,000	300,000	300,000	1,500,000
MP LST Engineering Rehabilitation/Replacement		4,600,000	4,850,000	-	-	-	9,450,000
MP LST NE2 Wet Weather		500,000	-	1,300,000	2,400,000	-	4,200,000
MP LST Office and Shop		-	5,000,000	5,000,000	-	-	10,000,000
MP LST Pump, Valves, Piping		350,000	350,000	350,000	350,000	500,000	1,900,000
MP LST Rehab/Replace		5,500,000	5,500,000	4,500,000	4,500,000	6,000,000	26,000,000
MP LST Replace Stationary Generators		400,000	500,000	-	-	-	900,000
MP LST SCADA Enhancements		50,000	675,000	50,000	700,000	50,000	1,525,000
<b>Reclaimed Water System Improvements</b>							
MP REC Bridge Replacement		-	400,000	200,000	200,000	200,000	1,000,000
MP REC Large Main Replacement		2,000,000	2,000,000	2,000,000	2,000,000	-	8,000,000
AMP, MP REC Main/Valve/Tap/Flushing Appurt		150,000	150,000	150,000	150,000	300,000	900,000
AMP, MP REC NW PCCP Replace 2 A/N to 5 A/S @ 64St		-	-	5,500,000	5,500,000	-	11,000,000
AMP, MP REC NW PCCP Replace NWWRF 2 A/N REC		8,000,000	8,000,000	4,000,000	-	-	20,000,000
MP Service Taps & Backflows		125,000	125,000	125,000	125,000	125,000	625,000
MP REC Shore Acres RWS Replacement		-	-	-	500,000	-	500,000
AMP, MP REC Small Main Replacement		1,000,000	1,200,000	1,300,000	1,400,000	1,500,000	6,400,000
MP REC Snell Isle RWS Replacement		-	-	-	-	200,000	200,000



### Water Resources Capital Projects (4003)

<b>Resources / Requirements</b>	<b>Appropriated To Date</b>	<b>FY 2025 Recomm'd</b>	<b>FY 2026 Estimate</b>	<b>FY 2027 Estimate</b>	<b>FY 2028 Estimate</b>	<b>FY 2029 Estimate</b>	<b>CIP Total</b>
<b>Sanitary Sewer Collection System</b>							
		600,000	4,000,000	-	-	-	4,600,000
		500,000	500,000	500,000	500,000	-	2,000,000
AMP, I&I		800,000	800,000	800,000	800,000	800,000	4,000,000
		50,000	50,000	50,000	50,000	50,000	250,000
		100,000	100,000	100,000	100,000	100,000	500,000
AMP, I&I		700,000	450,000	450,000	450,000	450,000	2,500,000
		200,000	50,000	200,000	50,000	200,000	700,000
		600,000	-	-	4,650,000	-	5,250,000
		-	-	500,000	-	5,000,000	5,500,000
AMP, I&I		450,000	250,000	250,000	100,000	50,000	1,100,000
MP, I&I		1,500,000	3,000,000	6,000,000	-	-	10,500,000
		100,000	100,000	100,000	-	100,000	400,000
AMP, I&I		-	3,000,000	3,000,000	4,000,000	4,000,000	14,000,000
AMP		500,000	500,000	500,000	500,000	500,000	2,500,000
		4,000,000	-	-	-	-	4,000,000
		250,000	-	-	-	-	250,000
<b>Undefined/Other</b>							
		1,200,000	1,200,000	1,200,000	1,200,000	1,200,000	6,000,000
<b>Water Distribution System Improvements</b>							
		400,000	-	5,000,000	-	-	5,400,000
MP		-	-	-	12,000,000	13,000,000	25,000,000
MP		500,000	500,000	500,000	500,000	-	2,000,000
MP		2,250,000	2,500,000	2,850,000	3,100,000	3,300,000	14,000,000
AMP, MP		2,000,000	-	-	-	-	2,000,000
MP		-	1,500,000	-	-	-	1,500,000
		1,000,000	1,500,000	2,000,000	2,000,000	2,000,000	8,500,000
AMP, MP		4,000,000	6,000,000	8,000,000	8,000,000	8,500,000	34,500,000
AMP, MP		-	-	500,000	4,000,000	5,000,000	9,500,000
MP		150,000	150,000	150,000	150,000	150,000	750,000
AMP, MP		3,500,000	3,000,000	4,000,000	4,000,000	4,000,000	18,500,000
MP		100,000	100,000	100,000	100,000	100,000	500,000
		-	50,000	-	50,000	-	100,000
		1,500,000	-	-	-	-	1,500,000
MP		1,500,000	1,500,000	1,500,000	1,500,000	1,500,000	7,500,000
		-	-	-	1,000,000	-	1,000,000
<b>Water Reclamation Facilities Improvements</b>							
MP		-	-	1,600,000	-	-	1,600,000
MP		-	200,000	-	200,000	-	400,000
MP		-	-	-	-	600,000	600,000
MP		-	-	-	-	400,000	400,000
MP		2,000,000	-	-	-	-	2,000,000
MP		500,000	-	-	-	500,000	1,000,000
MP		-	-	-	1,250,000	-	1,250,000
MP		11,500,000	5,000,000	-	-	-	16,500,000
MP		-	-	-	-	400,000	400,000
MP		2,000,000	9,500,000	10,000,000	1,100,000	-	22,600,000
MP		-	850,000	-	-	-	850,000
		-	-	-	800,000	-	800,000
MP		-	-	-	800,000	-	800,000
MP		350,000	-	-	-	-	350,000

**Water Resources Capital Projects (4003)**

<b>Resources / Requirements</b>	<b>Appropriated To Date</b>	<b>FY 2025 Recomm'd</b>	<b>FY 2026 Estimate</b>	<b>FY 2027 Estimate</b>	<b>FY 2028 Estimate</b>	<b>FY 2029 Estimate</b>	<b>CIP Total</b>
NE Influent Gravity Main Rerouting		-	-	-	-	200,000	200,000
MP NE Influent Wet Well Rehabilitation		450,000	-	-	-	-	450,000
MP NE Injection Well Acidization		850,000	-	-	-	-	850,000
MP NE Maintenance Shop Replacement		-	-	-	2,400,000	4,000,000	6,400,000
MP NE New Plant Pump Station Upgrade		-	-	-	500,000	-	500,000
MP NE Odor Control Upgrade / Overhaul		-	-	500,000	-	-	500,000
MP NE Operations & Lab Building Replacement		-	-	-	5,200,000	4,000,000	9,200,000
MP NE Pipe Repairs/Lined/Replace		500,000	-	500,000	-	500,000	1,500,000
MP NE Process Control Instruments		-	-	-	300,000	-	300,000
NE SCADA Upgrade		100,000	100,000	100,000	100,000	100,000	500,000
MP NE Secondary Grit Removal System		-	-	300,000	-	1,200,000	1,500,000
MP NE Sludge Storage Tank Modification		-	-	-	700,000	-	700,000
MP NW Actuator and Valve Replacement		-	200,000	-	300,000	-	500,000
MP NW Automatic Security Fencing		75,000	-	-	-	-	75,000
MP NW Bleach System Replacement		-	-	100,000	-	-	100,000
NW CCC Expansion		-	-	-	-	480,000	480,000
MP NW Clarifier #3 Rehabilitation		-	-	-	-	1,600,000	1,600,000
MP NW Clarifier #4 Rehab & Piping		2,000,000	-	-	-	-	2,000,000
MP NW Disk Filter Rehabilitation		250,000	-	-	-	-	250,000
MP NW Drying Pad Upgrade		-	-	-	-	1,200,000	1,200,000
NW Facility Plan		1,250,000	-	-	-	-	1,250,000
MP NW In-Plant Lift Station #1 Rehabilitation		-	-	500,000	-	-	500,000
NW Irrigation System Replacement		-	-	-	-	100,000	100,000
MP NW Maintenance Shop Replacement		-	-	2,000,000	2,000,000	-	4,000,000
MP NW Operations & Lab Building Replacement		-	-	5,200,000	4,000,000	-	9,200,000
MP NW Pipe Repairs/Lining/Replacement		500,000	-	500,000	-	500,000	1,500,000
MP NW SCADA Upgrade		400,000	100,000	100,000	100,000	100,000	800,000
MP NW Sludge Tank #4 Modification		-	2,500,000	-	-	-	2,500,000
MP NW WAS Transfer Pump Station Rehabilitation		-	-	-	200,000	2,000,000	2,200,000
MP NW Well Acidization		-	-	-	-	1,000,000	1,000,000
MP SW Additional Effluent Filters		-	-	-	-	600,000	600,000
MP SW CHP Generator Replacement		1,000,000	-	-	-	-	1,000,000
MP SW Digester 3		-	725,000	-	-	6,500,000	7,225,000
MP SW Injection Well Acidization		-	-	-	1,500,000	-	1,500,000
MP SW Inplant Lift Station Improvements		-	-	1,500,000	-	-	1,500,000
MP SW Maintenance Shop Replacement		4,000,000	-	-	-	-	4,000,000
MP SW Mesophilic Heat Exchanger		250,000	-	-	-	-	250,000
MP SW Operations and Lab Building Replacement		7,700,000	-	-	-	-	7,700,000
MP SW Pumps and Pipes Replacement		-	-	-	-	300,000	300,000
MP SW Rehab & Clean Primary Clarifier 1		-	-	-	1,000,000	-	1,000,000
MP SW Rehab & Clean Primary Clarifier 2		-	-	-	-	1,000,000	1,000,000
MP SW SCADA Improvements		475,000	100,000	100,000	100,000	100,000	875,000
MP SW Screw Press Rehabilitation/Replacement		-	-	-	500,000	500,000	1,000,000
MP SW Secondary Clarifier 3 Rehabilitation		-	800,000	-	-	-	800,000
MP SW Upgrade Coarse Screens		-	-	-	250,000	-	250,000
MP SW Upsize Influent Pumps		-	-	-	-	400,000	400,000
MP SW WAS Holding Tank		50,000	550,000	-	6,000,000	-	6,600,000
<b>Water Resources Building Improvements</b>							
FAC Emergency Power Consolidation		-	-	2,000,000	-	-	2,000,000
FAC St. Pete Water Plan Update		-	-	50,000	1,000,000	-	1,050,000
FAC WRD Main Campus Reconfiguration		-	1,000,000	-	-	-	1,000,000
FAC Equip and Warehouse Replacement		5,500,000	-	-	-	-	5,500,000

**Water Resources Capital Projects (4003)**

<b>Resources / Requirements</b>	<b>Appropriated To Date</b>	<b>FY 2025 Recomm'd</b>	<b>FY 2026 Estimate</b>	<b>FY 2027 Estimate</b>	<b>FY 2028 Estimate</b>	<b>FY 2029 Estimate</b>	<b>CIP Total</b>
<b>Water Treatment/Supply</b>							
MP COS Filter Improvements		-	-	-	500,000	4,000,000	4,500,000
COS Lime Softening Upgrades		-	-	-	600,000	-	600,000
MP COS McMullen Booth Interties PWC-SOP		-	250,000	-	-	-	250,000
COS On-Site Sodium Hypochlorite Regeneration		-	-	-	-	750,000	750,000
COS SCADA Improvements		830,000	90,000	-	100,000	-	1,020,000
COS Storage Tank - Plant Water		-	-	-	750,000	-	750,000
MP COS Switchgear VFD/Pumps		-	16,500,000	12,500,000	9,500,000	7,500,000	46,000,000
MP COS Unused Equipment & Site Remediation		-	-	-	-	500,000	500,000
OBE Replace Existing Tanks With Concrete		750,000	8,500,000	8,500,000	-	-	17,750,000
WAS Replace Existing Tanks With Concrete		750,000	-	-	-	8,500,000	9,250,000
<b>Inflation Contingency</b>	-	-	<b>2,843,500</b>	<b>5,657,500</b>	<b>8,070,000</b>	<b>10,815,500</b>	<b>27,386,500</b>
<b>Prior Year Funding</b>	<b>368,662,416</b>	-	-	-	-	-	<b>368,662,416</b>
<b>Total Requirements</b>	<b>368,662,416</b>	<b>120,580,000</b>	<b>117,783,500</b>	<b>120,007,500</b>	<b>116,870,000</b>	<b>120,170,500</b>	<b>964,073,916</b>
<b>Assignment Bond Interest Earnings FY23</b>	<b>6,600,157</b>	-	-	-	-	-	<b>6,600,157</b>
<b>Unappropriated Balance</b>	<b>1,876,424</b>	<b>1,876,424</b>	<b>1,876,924</b>	<b>1,877,424</b>	<b>1,877,424</b>	<b>1,876,924</b>	<b>1,876,924</b>

**Notes**

1. AMP = Management review goals linked to Asset Management Principles LA Consulting Recommendation
2. MP = Master Plan
3. I&I = Inflow and Infiltration
4. GR = Grant Funding

**Water Resources Capital Projects (4003)**

<b>Project</b>	<b>CIP Total</b>	<b>Appropriated To Date</b>	<b>FY 2025 Budget</b>	<b>FY 2026 Budget</b>	<b>FY 2027 Budget</b>	<b>FY 2028 Budget</b>	<b>FY 2029 Budget</b>
<b><u>Department Requested - Unfunded</u></b>							
FAC WRD Main Campus Reconfiguration	14,000,000	0	0	0	0	5,000,000	9,000,000
Department Requested - Unfunded 4003	14,000,000	0	0	0	0	5,000,000	9,000,000
Water Resources Capital Projects	14,000,000	0	0	0	0	5,000,000	9,000,000
Report Total	14,000,000	0	0	0	0	5,000,000	9,000,000

**Stormwater Drainage Capital Projects Fund (4013)**

This fund was established in 1990 as part of the implementation of the stormwater utility management fee. The primary sources of revenue for this fund are a portion of the City's annual stormwater utility fees, Public Utility Revenue Bonds, and grants.

**FY25 Summary**

Projected Resources	<b>25,375,000</b>
Projected Requirements	<u>25,375,000</u>
Projected Resources less Projected Requirements	<b>0</b>
Projected Resources less Projected Requirements	<b>0</b>
Beginning Fund Balance	<u>727,764</u>
Unassigned	<u>727,764</u>
Unassigned	<u>727,764</u>
Assignment Bond Interest Earnings FY23	<u>361,579</u>
Projected Fund Balance at Year End	<b>366,185</b>

**FY25 Project Descriptions and Recommended Budget**

**FAC Equipment and Warehouse Replacement 3,000,000**

This project provides the Stormwater Utility portion of funding for the construction of a new 12,000 square foot equipment center and warehouse storage building at Water Resources. It will include areas for equipment maintenance, carpentry, pump rebuilding, spare parts and equipment, instrumentation repair, and welding. It will co-locate Stormwater and Water Resources staff.

Principles for Accountable and Responsive Government: Impactful  
 Pillars for Progress: Neighborhood Health and Safety, Environment, Infrastructure and Resilience

**Stormwater Pump Stations 300,000**

This project provides funding for upgrades to the existing pump stations and includes replacement of pumps, valves, control panels, sensors, and other components for the City's four stormwater pump stations. Strategic planning initiatives for this project include resiliency, sustainability, reduced flooding, increased insurance rating, and safety.

Principles for Accountable and Responsive Government: Impactful, Innovative  
 Pillars for Progress: Neighborhood Health and Safety, Environment, Infrastructure and Resilience

**Bartlett Lake/Salt Creek Pump Station 475,000**

This project provides funding for a new master lift station to increase the stormwater conveyance capacity of Basin C. This project was identified in the integrated master plan and Basin C analysis. It will mitigate substantial flooding and access impacts to Lake Maggiore and surrounding areas. Strategic planning initiatives for this project include resiliency, sustainability, reduce flooding, increased insurance rating, and safety.

Principles for Accountable and Responsive Government: Impactful, Innovative  
 Pillars for Progress: Neighborhood Health and Safety, Environment, Infrastructure and Resilience

**Local-Scale Stormwater Mitigation Projects 10,000,000**

This project will provide funding for stormwater system improvements that will reduce local-scale flooding in locations not specifically addressed in the City's comprehensive citywide Stormwater Master Plan. The citywide Stormwater Master Plan envisions 76 large-scale projects (called BMPs or Best Management Practices) that provide regional flood reduction benefits. However, the large size of the City and the relatively flat nature of the community results in dozens of localized flooding hot spots that may not benefit from one of the 76 regional BMP projects. This local-scale stormwater mitigation program is expected to provide smaller flood reduction projects that vary from the 76 BMPs in many ways: cost, structures impacted, and road segments impacted. It is anticipated that on an aggregate basis, this program will produce local-scale projects that provide community benefit equivalent to the 76 BMPs.

Principles for Accountable and Responsive Government: Impactful, Innovative  
 Pillars for Progress: Neighborhood Health and Safety, Environment, Infrastructure and Resilience

*Stormwater Drainage Capital Projects Fund (4013) continued*

**FY25 Project Descriptions and Recommended Budget**

**Master Plan Projects** **500,000**

This project provides funding for the stormwater improvement projects that will be recommended by the City’s Stormwater Management Master Plan to mitigate flooding and enhance resiliency and water quality. Strategic planning initiatives for this project include resiliency, sustainability, reduce flooding, increased insurance rating, and safety.

Principles for Accountable and Responsive Government: Impactful, Innovative  
 Pillars for Progress: Neighborhood Health and Safety, Environment, Infrastructure and Resilience

**Shore Acres Arizona Storm Drainage Improvements** **1,000,000**

This project provides funding for developing and implementing infrastructure improvements. The location is currently impacted by a stormwater outfall which is tidally impacted and because of sea level rise and the increased intensity of rain events residents are impacted by frequent street flooding. The extent of the flooding is intensified when rain events occur during high tide. This project is identified in the citywide Stormwater Master Plan and will result in removing approximately 45 properties from the 100-year floodplain. Strategic planning initiatives for this project include resiliency, sustainability, reduced flooding, increased insurance rating, safety, and access.

Principles for Accountable and Responsive Government: Impactful, Innovative  
 Pillars for Progress: Neighborhood Health and Safety, Environment, Infrastructure and Resilience

**Shore Acres Denver Storm Drainage Improvements** **500,000**

This project provides funding for developing and implementing infrastructure improvements. This location is currently impacted by a stormwater outfall which is tidally impacted and because of sea level rise and the increased intensity of rain events residents are often impacted by frequent street flooding. The extend of flooding is intensified when rain events occur during high time. This project is identified in the citywide Stormwater Master Plan and will result in removing approximately 54 properties from the 100-year floodplain. Strategic planning initiatives for this project include resiliency, sustainability, reduced flooding, increased insurance rating, access, and safety.

Principles for Accountable and Responsive Government: Impactful, Innovative  
 Pillars for Progress: Neighborhood Health and Safety, Environment, Infrastructure and Resilience

**Connecticut Avenue NE & Vicinity Resiliency Storm Drainage Improvements** **3,500,000**

This project provides funding for strategic implementation of stormwater improvements to mitigate ongoing tidal flooding which impacts commute, emergency response, and other essential services. This project was identified in the Shore Acres Vulnerability Assessment and will mitigate substantial flooding and access impacts. Strategic planning initiatives for this project include resiliency, sustainability, reduced flooding, increased insurance rating, improved quality of life, and safety.

Principles for Accountable and Responsive Government: Impactful, Innovative  
 Pillars for Progress: Neighborhood Health and Safety, Environment, Infrastructure and Resilience

**Crescent Lake Water Quality Improvements** **600,000**

This project provides funding to create an action plan to perform water quality improvements at Crescent Lake in lieu of having an established Total Maximum Daily Load (TMDL) with the Florida Department of Environmental Protection (FDEP). Crescent Lake is currently considered impaired and has water quality that does not meet state standards. The program is designed to meet the criteria of FDEP. Strategic planning initiatives for this project include resiliency, sustainability, reduced flooding, increased insurance rating, improved natural environment, and improved water quality.

Principles for Accountable and Responsive Government: Impactful, Innovative  
 Pillars for Progress: Neighborhood Health and Safety, Environment, Infrastructure and Resilience

**Lake Improvements** **500,000**

This project provides funding for maintenance activities at lakes within the City to protect and enhance water quality. The activities include nuisance vegetation removal, lake aeration, shoreline improvements, vegetation planting, herbicide applications, alum injections, and other lake management techniques. Strategic planning initiatives for this project include resiliency, sustainability, reduced flooding, increased insurance rating, improved natural resources, and safety.

Principles for Accountable and Responsive Government: Impactful, Innovative  
 Pillars for Progress: Neighborhood Health and Safety, Environment, Infrastructure and Resilience

*Stormwater Drainage Capital Projects Fund (4013) continued*

**FY25 Project Descriptions and Recommended Budget**

---

**MLK South of Salt Creek to 32<sup>nd</sup> Avenue South** **1,500,000**

This project provides funding to elevate the phase 1 section of MLK Street south of Salt Creek. This will address flooding conditions in the low area of the road, the road is impassable during heavy rain events. This project was identified as part of the Basin C analysis. Strategic planning initiatives for this project include resiliency, sustainability, reduced flooding, increased insurance rating, improved quality of life, and safety.

Principles for Accountable and Responsive Government: Impactful, Innovative  
 Pillars for Progress: Neighborhood Health and Safety, Environment, Infrastructure and Resilience

---

**Shore Acres Flood Gate System** **500,000**

This project provides funding for developing and implementing infrastructure to mitigate the impacts of elevated tides and storm surge. Due to sea level rise and the increased intensity of rain events the surge results in street flooding within the Shore Acres neighborhood. Furthermore, elevated tides prohibit stormwater from being conveyed from the streets further exacerbating the impacts. Strategic planning initiatives for this project include resiliency, sustainability, and operational efficiency.

Principles for Accountable and Responsive Government: Impactful, Innovative  
 Pillars for Progress: Neighborhood Health and Safety, Environment, Infrastructure and Resilience

---

**Stormwater Vaults & Backflow Preventers** **3,000,000**

This project provides funding for the construction of a stormwater vault including a sump, a screen, and a backflow check valve at selected locations for as many locations as feasible, as well as new backflow prevention valves and replacement valves on existing installations. This work aims to reduce/prevent tidal flooding and improve water quality. Strategic planning initiatives for this project include resiliency, sustainability, reduced flooding, improved natural resources, increased insurance rating, and safety.

Principles for Accountable and Responsive Government: Impactful, Innovative  
 Pillars for Progress: Neighborhood Health and Safety, Environment, Infrastructure and Resilience

---

**Total Requirements** **25,375,000**

### Stormwater Drainage Capital Projects (4013)

<b>Resources / Requirements</b>	<b>Appropriated To Date</b>	<b>FY 2025 Recomm'd</b>	<b>FY 2026 Estimate</b>	<b>FY 2027 Estimate</b>	<b>FY 2028 Estimate</b>	<b>FY 2029 Estimate</b>	<b>CIP Total</b>
Beginning Fund Balance	13,095,943	-	-	-	-	-	13,095,943
Bond Proceeds	6,561,049	-	-	-	-	-	6,561,049
Contributions from Developers	10,000	-	-	-	-	-	10,000
Earnings on Investments	646,522	126,000	126,000	126,000	126,000	126,000	1,276,522
Future Borrowings	8,590,000	12,687,500	16,041,250	13,282,500	21,123,750	19,415,000	91,140,000
GR DEP Resilient Florida/Bartlett Lake SDI	1,500,000	-	-	-	-	-	1,500,000
GR DEP Resilient Stormwater Infrastructure	8,000	-	-	-	-	-	8,000
GR FEMA Flood Mitigation	8,560	-	-	-	-	-	8,560
GR SWFWMD 50th A/N West of 5th St	2,729,000	-	-	-	-	-	2,729,000
GR SWFWMD 7th Street	114,658	-	-	-	-	-	114,658
GR SWFWMD Various	-	-	1,000,000	1,000,000	1,000,000	1,000,000	4,000,000
GR SWFWMD Watershed Management	328,761	-	-	-	-	-	328,761
GR TBERF Little Bayou Water Quality Imps	280,000	-	-	-	-	-	280,000
PinCo -Road Transfer Agreement 62nd Ave	250,000	-	-	-	-	-	250,000
Transfer Stormwater Utility Fund	15,190,250	12,561,500	14,915,250	12,156,500	19,997,750	18,289,000	93,110,250
<b>Total Resources</b>	<b>49,312,743</b>	<b>25,375,000</b>	<b>32,082,500</b>	<b>26,565,000</b>	<b>42,247,500</b>	<b>38,830,000</b>	<b>214,412,743</b>
<b>City Facilities</b>							
FAC Equip and Warehouse Replacement		3,000,000	-	-	-	-	3,000,000
<b>Lift Station Improvements</b>							
Stormwater Pump Stations		300,000	300,000	300,000	300,000	300,000	1,500,000
<b>Storm Drainage Improvements</b>							
62nd Ave N Stormwater System Resiliency		-	1,500,000	4,000,000	-	-	5,500,000
MP 88th Avenue North SDI		-	-	-	2,000,000	8,000,000	10,000,000
Bartlett Lake/Salt Creek Pump Station		475,000	9,000,000	-	-	-	9,475,000
Local-Scale Stormwater Mitigation Projects		10,000,000	10,000,000	10,000,000	10,000,000	10,000,000	50,000,000
MP Master Plan Projects		500,000	-	1,000,000	1,000,000	2,000,000	4,500,000
Minor Storm Drainage		-	750,000	750,000	750,000	750,000	3,000,000
MP Shore Acres Arizona SDI		1,000,000	-	-	8,000,000	-	9,000,000
MP Shore Acres Denver SDI		500,000	5,200,000	-	-	-	5,700,000
Stormwater System Resiliency Enhancements		-	-	1,000,000	1,000,000	1,000,000	3,000,000
<b>Stormwater Management Projects</b>							
Appian Way & Vicinity Resiliency		-	-	-	1,000,000	-	1,000,000
Connecticut Ave NE & Vicinity Resiliency		3,500,000	-	-	-	-	3,500,000
Crescent Lake Water Quality Improvements		600,000	1,300,000	-	-	-	1,900,000
Drainage Line Rehab/Replacement		-	2,000,000	2,500,000	2,500,000	2,500,000	9,500,000
Lake Improvements		500,000	500,000	500,000	500,000	500,000	2,500,000
MLK South of Salt Creek to 32nd A/S		1,500,000	-	5,000,000	-	-	6,500,000
Shore Acres Flood Gate System		500,000	500,000	-	12,000,000	10,000,000	23,000,000
Stormwater Vaults & Backflow Preventers		3,000,000	250,000	250,000	250,000	250,000	4,000,000
<b>Inflation Contingency</b>	-	-	<b>782,500</b>	<b>1,265,000</b>	<b>2,947,500</b>	<b>3,530,000</b>	<b>8,525,000</b>
<b>Prior Year Funding</b>	<b>48,584,979</b>	-	-	-	-	-	<b>48,584,979</b>
<b>Total Requirements</b>	<b>48,584,979</b>	<b>25,375,000</b>	<b>32,082,500</b>	<b>26,565,000</b>	<b>42,247,500</b>	<b>38,830,000</b>	<b>213,684,979</b>
<b>Assignment Bond Interest Earnings FY23</b>	<b>361,579</b>	-	-	-	-	-	<b>361,579</b>
<b>Unappropriated Balance</b>	<b>366,185</b>	<b>366,185</b>	<b>366,185</b>	<b>366,185</b>	<b>366,185</b>	<b>366,185</b>	<b>366,185</b>

**Notes**

- 1. GR = Grant Funding
- 2. MP = Master Plan



**Stormwater Drainage Capital Projects (4013)**

<b>Project</b>	<b>CIP Total</b>	<b>Appropriated To Date</b>	<b>FY 2025 Budget</b>	<b>FY 2026 Budget</b>	<b>FY 2027 Budget</b>	<b>FY 2028 Budget</b>	<b>FY 2029 Budget</b>
<b><u>Department Requested - Unfunded</u></b>							
Facility Master Plan (Stormwater Utility)	20,300,000	0	0	1,000,000	200,000	6,800,000	12,300,000
Department Requested - Unfunded	20,300,000	0	0	1,000,000	200,000	6,800,000	12,300,000
4013 Stormwater Drainage Capital Projects	20,300,000	0	0	1,000,000	200,000	6,800,000	12,300,000
Report Total	31,300,000	0	250,000	1,500,000	450,000	9,800,000	19,300,000

**Sanitation Capital Projects Fund (4024)**

This fund was established in FY23 to support major sanitation projects. The main source of revenue for this fund is bond proceeds and transfers from the Sanitation Operating Fund.

**FY25 Summary**

Projected Resources	<b>0</b>
Projected Requirements	<b><u>130,000</u></b>
Projected Resources less Projected Requirements	<b>(130,000)</b>
Projected Resources less Projected Requirements	<b>(130,000)</b>
Beginning Fund Balance	<b><u>1,283,403</u></b>
Unassigned	<b>1,153,403</b>
Unassigned	<b>1,153,403</b>
Assignment Bond Interest Earnings FY23	<b><u>1,149,250</u></b>
Projected Fund Balance at Year End	<b>4,153</b>

**FY25 Project Descriptions and Recommended Budget**

<b>Yard Camera System Upgrade</b>	<b>130,000</b>
This project provides funding for the yard camera system upgrade at the Sanitation Facility.	
Principles for Accountable and Responsive Government: Innovative, Impactful Pillars for Progress: Environment, Infrastructure and Resilience	
<b>Total Requirements</b>	<b><u>130,000</u></b>

**Sanitation Capital Projects (4024)**

<b>Resources / Requirements</b>	<b>Appropriated To Date</b>	<b>FY 2025 Recomm'd</b>	<b>FY 2026 Estimate</b>	<b>FY 2027 Estimate</b>	<b>FY 2028 Estimate</b>	<b>FY 2029 Estimate</b>	<b>CIP Total</b>
Beginning Fund Balance	-	-	-	-	-	-	-
Bond Proceeds	15,255,000	-	-	-	-	-	15,255,000
Earnings on Investments	1,279,250	-	-	-	-	-	1,279,250
Transfer Sanitation Operating Fund	-	-	220,000	525,000	430,000	275,000	1,450,000
<b>Total Resources</b>	<b>16,534,250</b>	<b>-</b>	<b>220,000</b>	<b>525,000</b>	<b>430,000</b>	<b>275,000</b>	<b>17,984,250</b>
<b>City Facilities</b>							
Canopy for Wash Rack	-	-	-	-	-	250,000	250,000
Fleet Lift for Sanitation Shop	-	-	220,000	-	-	-	220,000
Paving of Yard	-	-	-	500,000	-	-	500,000
Yard Camera System Upgrade	-	130,000	-	-	-	-	130,000
Yard Fencing	-	-	-	-	400,000	-	400,000
<b>Inflation Contingency</b>	<b>-</b>	<b>-</b>	<b>-</b>	<b>25,000</b>	<b>30,000</b>	<b>25,000</b>	<b>80,000</b>
<b>Prior Year Funding</b>	<b>15,250,847</b>	<b>-</b>	<b>-</b>	<b>-</b>	<b>-</b>	<b>-</b>	<b>15,250,847</b>
<b>Total Requirements</b>	<b>15,250,847</b>	<b>130,000</b>	<b>220,000</b>	<b>525,000</b>	<b>430,000</b>	<b>275,000</b>	<b>16,830,847</b>
<b>Assignment Bond Interest Earnings FY23</b>	<b>1,279,250</b>	<b>(130,000)</b>	<b>-</b>	<b>-</b>	<b>-</b>	<b>-</b>	<b>1,149,250</b>
<b>Unappropriated Balance</b>	<b>4,153</b>	<b>4,153</b>	<b>4,153</b>	<b>4,153</b>	<b>4,153</b>	<b>4,153</b>	<b>4,153</b>

**Notes**

- \$15,200,000 in debt was authorized by City Council Resolution 2022-509 for the construction of a new Sanitation Facility. There is additional funding for this project in the amount of \$2,400,000 in the General Capital Improvement Fund (3001) for a total project budget of \$17,600,000.

**Airport Capital Projects Fund (4033)**

This fund supports capital improvements at Albert Whitted Municipal Airport. Federal and state grants are a major source of revenue for projects in this fund.

**FY25 Summary**

Projected Resources	<b>846,800</b>
Projected Requirements	<b><u>846,000</u></b>
Projected Resources less Projected Requirements	<b>800</b>
Beginning Fund Balance	<b><u>251,870</u></b>
Projected Fund Balance at Year End	<b>252,670</b>

**FY25 Project Descriptions and Recommended Budget**

<b>Rehab Airfield Vault</b>	<b>686,000</b>
<p>This project provides additional funding to add an emergency generator to the airfield vault, upgrade and replace wiring, wiring chases, regulators and other equipment that is old and getting worn, and other structural or building system (i.e., electrical, HVAC, etc.) that may be recommended to further protect and modernize the airfield equipment due to increased construction/acquisition costs.</p> <p>Principles for Accountable and Responsive Government: Informed, Impactful, Innovative                  Pillars for Progress: Neighborhood Health and Safety, Environment, Infrastructure and Resilience</p>	
<b>Runway 7-25 Improvements for Current Critical Aircraft</b>	<b>160,000</b>
<p>This project provides planning and design phase funding implement immediate changes to Runway 7-25 necessitated due to the change in the critical design aircraft from a B-1 (light) to an A-II category.</p> <p>Principles for Accountable and Responsive Government: Informed, Impactful, Innovative                  Pillars for Progress: Neighborhood Health and Safety, Environment, Infrastructure and Resilience</p>	
<b>Total Requirements</b>	<b>846,000</b>

### Airport Capital Projects (4033)

<b>Resources / Requirements</b>	<b>Appropriated To Date</b>	<b>FY 2025 Recomm'd</b>	<b>FY 2026 Estimate</b>	<b>FY 2027 Estimate</b>	<b>FY 2028 Estimate</b>	<b>FY 2029 Estimate</b>	<b>CIP Total</b>
Beginning Fund Balance	(293,612)	-	-	-	-	-	(293,612)
Earnings on Investments	539	-	-	-	-	-	539
GR FAA Design Runway 18/36	249	-	-	-	-	-	249
GR FAA Extend 7-25 and Taxiway "D"	-	-	-	108,000	540,000	2,250,000	2,898,000
GR FAA Master Plan Update	58,455	-	-	-	-	-	58,455
GR FAA Rehab Airfield Vault	990,000	630,000	-	-	-	-	1,620,000
GR FAA Rehab Taxiway "C"	-	-	-	-	-	54,000	54,000
GR FAA Runway 18/36	380,183	-	-	-	-	-	380,183
GR FAA Runway 7-25 Improvements	-	144,000	603,000	-	-	-	747,000
GR FAA Taxiway "A" Rehabilitation	-	-	108,000	1,710,000	-	-	1,818,000
GR FDOT Airport Runway 18/36	132,207	-	-	-	-	-	132,207
GR FDOT Construct 2nd Terminal Hangar	-	-	-	-	-	320,000	320,000
GR FDOT Design Runway 18/36	8,853	-	-	-	-	-	8,853
GR FDOT Extend 7-25 and Taxiway "D"	-	-	-	10,000	48,000	200,000	258,000
GR FDOT Fuel Farm Replacement	955,185	-	-	-	-	-	955,185
GR FDOT Master Plan Update	6,139	-	-	-	-	-	6,139
GR FDOT Rehab Airfield Vault	88,000	56,000	-	-	-	-	144,000
GR FDOT Rehab Apron	-	-	-	-	-	640,000	640,000
GR FDOT Rehab Taxiway "C"	-	-	-	-	-	5,000	5,000
GR FDOT Runway 7-25 Improvements	-	12,800	54,000	-	-	-	66,800
GR FDOT Taxiway "A" Rehabilitation	-	-	9,600	136,000	-	-	145,600
GR FDOT Upgrade Access Control Security	105,600	-	-	-	-	-	105,600
Transfer Airport Operating Fund	320,600	4,000	16,000	37,000	12,000	291,000	680,600
Transfer Citywide Infrastructure Fund	123,202	-	-	-	-	-	123,202
<b>Total Resources</b>	<b>2,875,600</b>	<b>846,800</b>	<b>790,600</b>	<b>2,001,000</b>	<b>600,000</b>	<b>3,760,000</b>	<b>10,874,000</b>
<b>Airport Improvements</b>							
Construct 2nd Terminal Hangar	-	-	-	-	-	400,000	400,000
Extend Runway 7-25 and Taxiway "D"	-	-	-	121,000	600,000	2,500,000	3,221,000
Rehab Airfield Vault	-	686,000	-	-	-	-	686,000
Rehab Apron - Hangar #1 Ramp	-	-	-	-	-	800,000	800,000
Rehab Taxiway "C" - Design	-	-	-	-	-	60,000	60,000
Runway 7-25 Imp. for Current Critical Aircraft	-	160,000	670,000	-	-	-	830,000
Taxiway "A" Rehabilitation	-	-	120,000	1,880,000	-	-	2,000,000
<b>Inflation Contingency</b>	-	-	-	-	-	-	-
<b>Prior Year Funding</b>	<b>2,623,730</b>	-	-	-	-	-	<b>2,623,730</b>
<b>Total Requirements</b>	<b>2,623,730</b>	<b>846,000</b>	<b>790,000</b>	<b>2,001,000</b>	<b>600,000</b>	<b>3,760,000</b>	<b>10,620,730</b>
<b>Unappropriated Balance</b>	<b>251,870</b>	<b>252,670</b>	<b>253,270</b>	<b>253,270</b>	<b>253,270</b>	<b>253,270</b>	<b>253,270</b>

**Notes**

1. GR = Grant Funding

### Airport Capital Projects (4033)

Project	CIP Total	Appropriated To Date	FY 2025 Budget	FY 2026 Budget	FY 2027 Budget	FY 2028 Budget	FY 2029 Budget
<b>Department Requested - Unfunded</b>							
Airport Fuel Farm Replacement	2,700,000	0	2,700,000	0	0	0	0
Construct Hangar #2B	4,700,000	0	0	4,700,000	0	0	0
Construct T-Hangar #5A, #5B & #6	4,000,000	0	0	0	0	4,000,000	0
Construct Hangar #2A	8,800,000	0	0	0	0	0	8,800,000
Department Requested - Unfunded	20,200,000	0	2,700,000	4,700,000	0	4,000,000	8,800,000
4033 Airport Capital Projects	20,200,000	0	2,700,000	4,700,000	0	4,000,000	8,800,000
Report Total	20,200,000	0	2,700,000	4,700,000	0	4,000,000	8,800,000

**Marina Capital Improvement Fund (4043)**

This is an enterprise supported capital fund dedicated to major projects at the City's Marina.

**FY25 Summary**

Projected Resources	<b>11,000</b>
Projected Requirements	<u><b>500,000</b></u>
Projected Resources less Projected Requirements	<b>(489,000)</b>
Beginning Fund Balance	<u><b>1,087,950</b></u>
Projected Fund Balance at Year End	<b>598,950</b>

**FY25 Project Descriptions and Recommended Budget**

<b>Marina Facility Improvements</b>	<b>200,000</b>
This annual project provides funding for repair, replacement, or improvements on the Marina facilities, utilities, and/or systems as necessary. These needs are prioritized each year and are performed on a highest need basis.	
Principles for Accountable and Responsive Government: Informed Pillars for Progress: Environment, Infrastructure and Resilience	
<b>Marina Piling Replacement</b>	<b>200,000</b>
This annual project provides funding for the replacement or installation of approximately 100-120 wooden pilings each year throughout the Marina to provide structurally secure mooring facilities for the slips until a complete rebuild of the docks is complete.	
Principles for Accountable and Responsive Government: Impactful, Inclusive Pillars for Progress: Environment, Infrastructure and Resilience	
<b>North Basin Development</b>	<b>100,000</b>
This annual project provides funding for planning, design, and development of the North Basin to include commercial docks for larger vessels like a ferry, dinner cruise vessel, and/or tall ship.	
Principles for Accountable and Responsive Government: Informed, Inclusive Pillars for Progress: Environment, Infrastructure and Resilience	
<b>Total Requirements</b>	<b>500,000</b>

### Marina Capital Improvement (4043)

<b>Resources / Requirements</b>	<b>Appropriated To Date</b>	<b>FY 2025 Recomm'd</b>	<b>FY 2026 Estimate</b>	<b>FY 2027 Estimate</b>	<b>FY 2028 Estimate</b>	<b>FY 2029 Estimate</b>	<b>CIP Total</b>
Beginning Fund Balance	1,266,812	-	-	-	-	-	1,266,812
Earnings on Investments	52,186	11,000	11,000	11,000	11,000	11,000	107,186
Transfer Marina Operating Fund	600,000	-	-	450,000	700,000	200,000	1,950,000
<b>Total Resources</b>	<b>1,918,998</b>	<b>11,000</b>	<b>11,000</b>	<b>461,000</b>	<b>711,000</b>	<b>211,000</b>	<b>3,323,998</b>
<b>Marina Improvements</b>							
Marina Facility Improvements		200,000	200,000	200,000	200,000	200,000	1,000,000
Marina Piling Replacement		200,000	-	-	-	-	200,000
North Basin Development		100,000	150,000	250,000	500,000	-	1,000,000
<b>Inflation Contingency</b>	-	-	8,750	22,500	52,500	20,000	103,750
<b>Prior Year Funding</b>	<b>831,048</b>	-	-	-	-	-	<b>831,048</b>
<b>Total Requirements</b>	<b>831,048</b>	<b>500,000</b>	<b>358,750</b>	<b>472,500</b>	<b>752,500</b>	<b>220,000</b>	<b>3,134,798</b>
<b>Unappropriated Balance</b>	<b>1,087,950</b>	<b>598,950</b>	<b>251,200</b>	<b>239,700</b>	<b>198,200</b>	<b>189,200</b>	<b>189,200</b>

**Notes**

- 1. GR = Grant Funding



**Golf Courses Capital Projects Fund (4063)**

This is an enterprise supported capital fund dedicated to support major projects at the city's golf courses.

**FY25 Summary**

Projected Resources	<b>1,090,000</b>
Projected Requirements	<b><u>1,085,000</u></b>
Projected Resources less Projected Requirements	<b>5,000</b>
Beginning Fund Balance	<b><u>11,906</u></b>
Projected Fund Balance at Year End	<b>16,906</b>

**FY25 Project Descriptions and Recommended Budget**

**Irrigation Pump Station Renovation** **250,000**

This project provides funding for the replacement of the current pump station to include the electrical control panel. The irrigation pump station provides the power and pressure to irrigate Mangrove Bay Golf Course daily.

Principles for Accountable and Responsive Government: Innovative, Informed, Impactful  
 Pillars for Progress: Environment, Infrastructure and Resilience

**Mangrove Bay Maintenance Equipment Storage Replacement** **765,000**

This project provides funding for the construction of the Mangrove Bay Maintenance Equipment Storage Building. This building will replace the existing building that houses all of the turf maintenance equipment and vehicles. This structure would be approximately 6,000 total square feet and would also include an environmentally safe equipment wash rack and additional storage space for fertilizers and chemicals.

Principles for Accountable and Responsive Government: Informed, Impactful  
 Pillars for Progress: Environment, Infrastructure and Resilience

**Twin Brooks Golf Cart Path Paving** **70,000**

This project provides funding for paving of the cart paths and cart storage area at Twin Brooks Golf Course.

Principles for Accountable and Responsive Government: Informed, Impactful  
 Pillars for Progress: Neighborhood Health and Safety, Environment, Infrastructure and Resilience

**Total Requirements** **1,085,000**

### Golf Course Capital Projects (4063)

<b>Resources / Requirements</b>	<b>Appropriated To Date</b>	<b>FY 2025 Recomm'd</b>	<b>FY 2026 Estimate</b>	<b>FY 2027 Estimate</b>	<b>FY 2028 Estimate</b>	<b>FY 2029 Estimate</b>	<b>CIP Total</b>
Beginning Fund Balance	5,584	-	-	-	-	-	5,584
Investment Earnings	6,322	5,000	5,000	5,000	5,000	5,000	31,322
Transfer from Golf Operating	750,000	1,085,000	306,000	600,000	714,000	-	3,455,000
<b>Total Resources</b>	<b>761,906</b>	<b>1,090,000</b>	<b>311,000</b>	<b>605,000</b>	<b>719,000</b>	<b>5,000</b>	<b>3,491,906</b>
<b>Golf Improvements</b>							
Drainage Improvements at Mangrove Bay		-	-	600,000	-	-	600,000
Irrigation Pump Station Renovation		250,000	-	-	-	-	250,000
Mangrove Bay Maint. Equip. Storage Repl.		765,000	-	-	-	-	765,000
Mangrove Bay Maint. Office Building		-	-	-	714,000	-	714,000
Mangrove Bay On Course Restrooms & Shelter		-	306,000	-	-	-	306,000
Twin Brooks Golf Cart Path Paving		70,000	-	-	-	-	70,000
<b>Inflation Contingency</b>	-	-	-	-	-	-	-
<b>Prior Year Funding</b>	<b>750,000</b>	-	-	-	-	-	<b>750,000</b>
<b>Total Requirements</b>	<b>750,000</b>	<b>1,085,000</b>	<b>306,000</b>	<b>600,000</b>	<b>714,000</b>	-	<b>3,455,000</b>
<b>Unappropriated Balance</b>	<b>11,906</b>	<b>16,906</b>	<b>21,906</b>	<b>26,906</b>	<b>31,906</b>	<b>36,906</b>	<b>36,906</b>

**Notes**

1. In the FY13 budget, there was a \$260,000 loan from the Economic Stability Fund (0008) for various capital improvements which will be repaid by the Golf Courses as funds become available.

**Port Capital Improvement Fund (4093)**

This fund was established in FY91 to account for improvements to facilities at the Port of St. Petersburg. This fund is intended to be supported on a pay-as-you-go basis from enterprise activity revenues and grants.

**FY25 Summary**

Projected Resources	<b>0</b>
Projected Requirements	<u><b>0</b></u>
Projected Resources less Projected Requirements	<b>0</b>
Beginning Fund Balance	<u><b>19,061</b></u>
Projected Fund Balance at Year End	<b>19,061</b>

**Port Capital Improvement (4093)**

<b>Resources / Requirements</b>	<b>Appropriated To Date</b>	<b>FY 2025 Recomm'd</b>	<b>FY 2026 Estimate</b>	<b>FY 2027 Estimate</b>	<b>FY 2028 Estimate</b>	<b>FY 2029 Estimate</b>	<b>CIP Total</b>
Beginning Fund Balance	233,800	-	-	-	-	-	233,800
Earnings on Investments	6,257	-	-	-	-	-	6,257
GR FDOT Berth Rehab Initiative	95,259	-	-	-	-	-	95,259
GR FDOT/FSTED Master Plan	150,000	-	-	-	-	-	150,000
Transfer from Port Operating	187,809	-	-	-	-	-	187,809
<b>Total Resources</b>	<b>673,125</b>	<b>-</b>	<b>-</b>	<b>-</b>	<b>-</b>	<b>-</b>	<b>673,125</b>
<b>Inflation Contingency</b>	<b>-</b>	<b>-</b>	<b>-</b>	<b>-</b>	<b>-</b>	<b>-</b>	<b>-</b>
<b>Prior Year Funding</b>	<b>654,064</b>	<b>-</b>	<b>-</b>	<b>-</b>	<b>-</b>	<b>-</b>	<b>654,064</b>
<b>Total Requirements</b>	<b>654,064</b>	<b>-</b>	<b>-</b>	<b>-</b>	<b>-</b>	<b>-</b>	<b>654,064</b>
<b>Unappropriated Balance</b>	<b>19,061</b>	<b>19,061</b>	<b>19,061</b>	<b>19,061</b>	<b>19,061</b>	<b>19,061</b>	<b>19,061</b>

**Notes**

- 1. GR = Grant Funding


# OTHER FUNDS

**3004 Bicycle/Pedestrian Safety**

**3005 Tax Increment Financing**

**3041 Weeki Wachee**

**3071 Multimodal Impact Fees**



**Bicycle/Pedestrian Safety Improvements Fund (3004)**

This fund was established in FY06 to account for grant appropriations funded specifically for bicycle and pedestrian safety projects.

**FY25 Summary**

Projected Resources	<b>2,604,863</b>
Projected Requirements	<b>2,604,863</b>
Projected Resources less Projected Requirements	<b>0</b>
Beginning Fund Balance	<b>36,664</b>
Projected Fund Balance at Year End	<b>36,664</b>

**FY25 Project Descriptions and Recommended Budget**

**28th Street - 1st Ave North to 13th Ave North 760,046**

This project provides funding for bicycle infrastructure on 28th Street from 1st Avenue North to 13th Avenue North to connect with the SunRunner BRT corridor. The project scope includes design, construction, and construction engineering and inspection phase services, and is included in the Complete Streets Implementation Plan. It was selected to receive the FDOT Transportation Alternatives program funding based on its scoring that considered the project connectivity, equity, and safety.

Principles for Accountable and Responsive Government: In-Touch, Inclusive, Impactful  
 Pillars for Progress: Neighborhood Health and Safety, Environment, Infrastructure and Resilience

**28th Street - 1st Avenue N - Pinellas Trail 813,671**

This project provides funding for a separated bike lane on 28th Street from the Pinellas Trail North to 1st Avenue North to connect with the SunRunner BRT corridor. The project scope includes design, construction, and construction engineering and inspection phase services, and is included in the Complete Streets Implementation Plan. It was selected to receive the FDOT Transportation Alternatives program funding based on its scoring that considered the project connectivity, equity, and safety.

Principles for Accountable and Responsive Government: In-Touch, Inclusive, Impactful  
 Pillars for Progress: Neighborhood Health and Safety, Environment, Infrastructure and Resilience

**Central Avenue - 31st to 34th Streets 643,237**

This project provides funding for a separated bike lane on Central Avenue from 34th Street to 31st Street as called for in the Union Central Plan. The project scope includes design, construction, and construction engineering and inspection phase services, and is included in the Complete Streets Implementation Plan in addition to the Union Central Plan. It was selected to receive the FDOT Transportation Alternatives program funding based on its scoring that considered the project connectivity, equity, and safety.

Principles for Accountable and Responsive Government: In-Touch, Inclusive, Impactful  
 Pillars for Progress: Neighborhood Health and Safety, Environment, Infrastructure and Resilience

**Complete Streets Implementation Plan Update 125,000**

This project provides funding for an update to the Complete Streets Implementation Plan that was approved in 2019 and endorsed by City Council (2019-226). The Complete Streets administrative policy indicates the Plan should be updated every four years though staff has postponed the effort to match the timing associated with the anticipated grant funding from the U.S. Department of Transportation. Project scope includes a review of Complete Streets implementation efforts to date, a robust community engagement effort to update the capital projects provided in the plan, and development of a Comprehensive Traffic Safety Analysis and Equity Action Plan that will be used to prioritize projects.

Principles for Accountable and Responsive Government: In-touch, Inclusive, Impactful, Intentional, Informed  
 Pillars for Progress: Neighborhood Health and Safety, Environment, Infrastructure and Resilience

*Bicycle/Pedestrian Safety Fund (3004) continued*

**FY25 Project Descriptions and Recommended Budget**

---

**Pinellas Trail Neighborhood Connections**

**262,909**

This project provides funding for small trail connections to the Pinellas Trail within various neighborhoods as identified in the Complete Streets Implementation Plan. The project scope includes design and construction phase services. It was selected to receive the FDOT Transportation Alternatives program funding based on its scoring that considered the project connectivity, equity, and safety.

Principles for Accountable and Responsive Government: Inclusive, Impactful, Intentional  
Pillars for Progress: Neighborhood Health and Safety, Environment, Infrastructure and Resilience

**Total Requirements**

---

**2,604,863**

### Bicycle/Pedestrian Safety Improvements (3004)

<b>Resources / Requirements</b>	<b>Appropriated To Date</b>	<b>FY 2025 Recomm'd</b>	<b>FY 2026 Estimate</b>	<b>FY 2027 Estimate</b>	<b>FY 2028 Estimate</b>	<b>FY 2029 Estimate</b>	<b>CIP Total</b>
Beginning Fund Balance	34,254	-	-	-	-	-	34,254
Earnings on Investments	757	-	-	-	-	-	757
GR FDOT - Complete Streets Implementation	-	125,000	-	-	-	-	125,000
GR FDOT - Pinellas Trail Neighbor. Connections	-	262,909	-	1,117,899	-	-	1,380,808
GR FDOT Forward Pinellas - 22nd St 5th to 9th	-	-	-	2,686,944	-	-	2,686,944
GR FDOT Forward Pinellas - 22nd S/S 18th A/S	-	-	-	1,694,980	-	-	1,694,980
GR FDOT Forward Pinellas - 22nd S/S 5th A/S	352,248	-	-	1,535,140	-	-	1,887,388
GR FDOT LAP - 18th A/S Complete Street	1,341,235	-	-	5,113,969	-	-	6,455,204
GR FDOT LAP - 28th St 18th to 5th A/S	404,333	-	-	1,277,045	-	-	1,681,378
GR FDOT LAP - 28th St 1st to 13th A/N	226,489	760,046	-	-	-	-	986,535
GR FDOT LAP - 28th St - 1st A/N - Pinellas Trail	322,558	813,671	-	-	-	-	1,136,229
GR FDOT LAP - 62nd A/S Trail - 22nd to MLK	198,467	-	1,172,269	-	-	-	1,370,736
GR FDOT LAP - 6th St - 4th A/S to Mirror Lake	392,244	-	-	-	-	-	392,244
GR FDOT LAP - 71st St Trail	732,404	-	-	-	-	-	732,404
GR FDOT LAP - Central Ave 31st to 34th St	178,748	643,237	-	-	-	-	821,985
GR FDOT LAP - North Shore Elementary	391,087	-	-	-	-	-	391,087
GR Forward Pinellas - 1st A/S Bike	-	-	-	-	224,913	-	224,913
GR Forward Pinellas - Salt Creek Trail	-	-	838,813	-	2,923,844	-	3,762,657
<b>Total Resources</b>	<b>4,574,824</b>	<b>2,604,863</b>	<b>2,011,082</b>	<b>13,425,977</b>	<b>3,148,757</b>	<b>-</b>	<b>25,765,503</b>
<b>Transportation &amp; Parking Management</b>							
18th Avenue South Complete Streets	-	-	-	5,113,969	-	-	5,113,969
1st Avenue South Bikeway-2nd Street to 7th	-	-	-	-	224,913	-	224,913
22nd Street - 5th to 9th A/S	-	-	-	2,686,944	-	-	2,686,944
22nd Street S - 18th A/S to 11th A/N	-	-	-	1,694,980	-	-	1,694,980
22nd Street S - 5th A/S to 1st A/N	-	-	-	1,535,140	-	-	1,535,140
28th Street - 18th A/S to 5th A/S	-	-	-	1,277,045	-	-	1,277,045
28th Street - 1st A/North to 13th A/N	-	760,046	-	-	-	-	760,046
28th Street - 1st A/N - Pinellas Trail	-	813,671	-	-	-	-	813,671
62nd A/S Trail - 22nd Street to MLK Street	-	-	1,172,269	-	-	-	1,172,269
Central Avenue - 31st to 34th Streets	-	643,237	-	-	-	-	643,237
Complete Streets Implementation Plan Update	-	125,000	-	-	-	-	125,000
Pinellas Trail Neighborhood Connections	-	262,909	-	1,117,899	-	-	1,380,808
Salt Creek Trail Extension	-	-	838,813	-	2,923,844	-	3,762,657
<b>Inflation Contingency</b>	<b>-</b>	<b>-</b>	<b>-</b>	<b>-</b>	<b>-</b>	<b>-</b>	<b>-</b>
<b>Prior Year Funding</b>	<b>4,538,160</b>	<b>-</b>	<b>-</b>	<b>-</b>	<b>-</b>	<b>-</b>	<b>4,538,160</b>
<b>Total Requirements</b>	<b>4,538,160</b>	<b>2,604,863</b>	<b>2,011,082</b>	<b>13,425,977</b>	<b>3,148,757</b>	<b>-</b>	<b>25,728,839</b>
<b>Unappropriated Balance</b>	<b>36,664</b>	<b>36,664</b>	<b>36,664</b>	<b>36,664</b>	<b>36,664</b>	<b>36,664</b>	<b>36,664</b>

**Notes**

- 1. GR = Grant Funding



**Tax Increment Financing Capital Improvement Fund (3005)**

This fund was established in FY19 to account for capital improvements funded from the City’s tax increment financing (TIF) districts. All future TIF projects will be recorded in this fund. Prior to that, all projects and transfers from the City’s tax increment financing districts were in the General Capital Improvement Fund.

**FY25 Summary**

Projected Resources	<b>204,000</b>
Projected Requirements	<u>200,000</u>
Projected Resources less Projected Requirements	<b>4,000</b>
Beginning Fund Balance	<u>231,498</u>
Projected Fund Balance at Year End	<b>235,498</b>

**FY25 Project Descriptions and Recommended Budget**

<b>Al Lang Stadium Improvements</b>	<b>200,000</b>
This annual project provides funding for capital improvements as identified by the operator of Al Lang Stadium per the agreement between Rowdies Soccer, LLC and the City of St. Petersburg.	
Principles for Accountable and Responsive Government: Informed	
Pillars for Progress: Environment, Infrastructure and Resilience	
<b>Total Requirements</b>	<b>200,000</b>

### Tax Increment Financing Capital Improvement Fund (3005)

<b>Resources / Requirements</b>	<b>Appropriated To Date</b>	<b>FY 2025 Recomm'd</b>	<b>FY 2026 Estimate</b>	<b>FY 2027 Estimate</b>	<b>FY 2028 Estimate</b>	<b>FY 2029 Estimate</b>	<b>CIP Total</b>
Beginning Fund Balance	5,955,969	-	-	-	-	-	5,955,969
Earnings on Investments	185,440	4,000	4,000	4,000	4,000	4,000	205,440
Transfer Downtown Redevelopment District	1,508,700	200,000	-	-	-	-	1,708,700
Transfer from Bayboro Harbor Tax Increment	160,000	-	-	-	-	-	160,000
Transfer Intown West	8,578,000	-	-	-	-	-	8,578,000
Transfer South St. Pete Redevelopment	1,300,000	-	-	-	-	-	1,300,000
<b>Total Resources</b>	<b>17,688,109</b>	<b>204,000</b>	<b>4,000</b>	<b>4,000</b>	<b>4,000</b>	<b>4,000</b>	<b>17,908,109</b>
<b>City Facilities</b>							
Al Lang Stadium Improvements		200,000	-	-	-	-	200,000
<b>Inflation Contingency</b>							
	-	-	-	-	-	-	-
<b>Prior Year Funding</b>	<b>17,456,611</b>	-	-	-	-	-	<b>17,456,611</b>
<b>Total Requirements</b>	<b>17,456,611</b>	<b>200,000</b>	-	-	-	-	<b>17,656,611</b>
<b>Unappropriated Balance</b>	<b>231,498</b>	<b>235,498</b>	<b>239,498</b>	<b>243,498</b>	<b>247,498</b>	<b>251,498</b>	<b>251,498</b>

**Notes**

1. This fund was established in FY19 to account for capital improvements funded from the City's tax increment financing (TIF) districts. All future TIF projects will be recorded in this fund. Prior to that, all projects and transfers from the City's tax increment financing districts were in the General Capital Improvement Fund.

**Weeki Wachee Capital Improvements Fund (3041)**

This fund was established in FY06. Prior to that, all projects and transfers from the Weeki Wachee Operating Fund for capital improvement projects were in the General Capital Improvement Fund. All investment earnings in the Weeki Wachee Operating Fund are available to be transferred to capital improvement projects as approved by the Mayor and City Council.

**FY25 Summary**

Projected Resources	<b>0</b>
Projected Requirements	<u><b>0</b></u>
Projected Resources less Projected Requirements	<b>0</b>
Beginning Fund Balance	<u><b>2,017,082</b></u>
Projected Fund Balance at Year End	<b>2,017,082</b>

**Weeki Wachee Capital Improvements (3041)**

<b>Resources / Requirements</b>	<b>Appropriated To Date</b>	<b>FY 2025 Recomm'd</b>	<b>FY 2026 Estimate</b>	<b>FY 2027 Estimate</b>	<b>FY 2028 Estimate</b>	<b>FY 2029 Estimate</b>	<b>CIP Total</b>
Beginning Fund Balance	3,304,357	-	-	-	-	-	3,304,357
<b>Total Resources</b>	<b>3,304,357</b>	<b>-</b>	<b>-</b>	<b>-</b>	<b>-</b>	<b>-</b>	<b>3,304,357</b>
<b>Inflation Contingency</b>	<b>-</b>	<b>-</b>	<b>-</b>	<b>-</b>	<b>-</b>	<b>-</b>	<b>-</b>
<b>Prior Year Funding</b>	<b>1,287,275</b>	<b>-</b>	<b>-</b>	<b>-</b>	<b>-</b>	<b>-</b>	<b>1,287,275</b>
<b>Total Requirements</b>	<b>1,287,275</b>	<b>-</b>	<b>-</b>	<b>-</b>	<b>-</b>	<b>-</b>	<b>1,287,275</b>
<b>Unappropriated Balance</b>	<b>2,017,082</b>	<b>2,017,082</b>	<b>2,017,082</b>	<b>2,017,082</b>	<b>2,017,082</b>	<b>2,017,082</b>	<b>2,017,082</b>

**Notes**

1. On June 21, 2001, City Council authorized the sale of the Weeki Wachee property to the Southwest Florida Water Management District. The sale proceeds were deposited in the Weeki Wachee Operating Fund to allow tracking in accordance with the purposes stated in the referendum.
2. This capital project fund was established in FY06. Prior to that, all projects and transfers from the Weeki Wachee Operating Fund for capital improvement projects were in the General Capital Improvement Fund.
3. Future specific uses of the proceeds, and any accumulated interest earnings, will be determined by the Mayor and City Council.
4. \$1,900,000 of the unappropriated fund balance is earmarked for the Science Center Project. Per CR2021-472, any further expenditure for the Science Center Project requires approval of City Council.

**Multimodal Impact Fees Capital Improvement Fund (3071)**

This fund, formerly titled “Transportation Impact Fees,” was established in 1988 to account for transportation projects funded from impact fees approved by the Pinellas County Commission and implemented in July 1986. Projects in this fund must meet criteria related to location and growth management issues included in the enabling legislation. Also, in 1990, City Council adopted by ordinance (2012-F) the collection of a Gateway Area Transportation Improvements Special Assessment Fee (GATISAF). This fee replaces transportation impact fees in the Gateway Area with revenues generated from the fee to be used for the design and construction of roadway projects in the area.

**FY25 Summary**

Projected Resources	<b>812,000</b>
Projected Requirements	<b><u>1,325,000</u></b>
Projected Resources less Projected Requirements	<b>(513,000)</b>
Beginning Fund Balance	<b><u>3,795,158</u></b>
Projected Fund Balance at Year End	<b>3,282,158</b>

**FY25 Project Descriptions and Recommended Budget**

**Downtown Intersection and Pedestrian Facilities 250,000**

This project is the continuation of an ongoing program to address pedestrian safety downtown. Included in the program are features such as enhanced crosswalk signs and markings and curb extensions at intersections. All projects are part of the City's Comprehensive Plan directives to monitor traffic safety.

Principles for Accountable and Responsive Government: Intentional, Impactful  
 Pillars for Progress: Neighborhood Health and Safety, Environment, Infrastructure and Resilience

**Traffic Safety Program 125,000**

This project provides funding for improvements identified by a citywide review and analysis of various countermeasures to address traffic safety concerns. Priority locations have been identified within neighborhood traffic planning, bicycle and pedestrian planning, and safety planning activities of the city. All projects are part of the City’s Comprehensive Plan directives to monitor traffic safety.

Principles for Accountable and Responsive Government: Informed, Impactful  
 Pillars for Progress: Neighborhood Health and Safety, Environment, Infrastructure and Resilience

**28<sup>th</sup> Street – 1<sup>st</sup> Ave North to 13<sup>th</sup> Ave North 400,000**

This project provides funding for bicycle infrastructure on 28<sup>th</sup> Street from 1<sup>st</sup> Avenue North to 13<sup>th</sup> Avenue North to connect with the SunRunner BRT corridor. The project scope includes design, construction, and construction engineering and inspection phase services and is included in the Complete Streets Implementation Plan.

Principles for Accountable and Responsive Government: In-Touch, Inclusive, Intentional, Impactful  
 Pillars for Progress: Neighborhood Health and Safety, Environment, Infrastructure and Resilience

**Complete Streets (also in Fund 3027) 400,000**

This project provides funding for the implementation of roadway modifications to provide Complete Streets that are inclusive and consider the needs of all roadway users, regardless of age or physical and economic abilities. Such modifications may include pedestrian and bicycle infrastructure and other infrastructure necessary to provide a safe and efficient transportation network which are not currently covered under existing funding sources. Project scope includes planning, design, engineering, inspection, and construction. Facilities are expected to be developed as a part of the City's Complete Streets Implementation Plan.

Principles for Accountable and Responsive Government: In-Touch, Inclusive, Intentional, Impactful  
 Pillars for Progress: Neighborhood Health and Safety, Environment, Infrastructure and Resilience

**Complete Streets Implementation Plan Update 150,000**

This project provides funding for an update to the Complete Streets Implementation Plan that was approved in 2019 and endorsed by City Council (2019-226). The Complete Streets administrative policy indicates the Plan should be updated every four years though staff has postponed the effort to match the timing associated with the anticipated grant funding from the U.S. Department of Transportation. Project scope includes a review of Complete Streets implementation efforts to date, a robust community engagement effort to update the capital projects provided in the plan, and development of a Comprehensive Traffic Safety Analysis and Equity Action Plan that will be used to prioritize projects.

Principles for Accountable and Responsive Government: In-Touch, Inclusive, Intentional, Informed  
 Pillars for Progress: Neighborhood Health and Safety, Environment, Infrastructure and Resilience

**Total Requirements 1,325,000**

### Multimodal Impact Fees Capital Improvement (3071)

<b>Resources / Requirements</b>	<b>Appropriated To Date</b>	<b>FY 2025 Recomm'd</b>	<b>FY 2026 Estimate</b>	<b>FY 2027 Estimate</b>	<b>FY 2028 Estimate</b>	<b>FY 2029 Estimate</b>	<b>CIP Total</b>
Beginning Fund Balance	8,916,472	-	-	-	-	-	8,916,472
Earnings on Investments	378,816	87,000	87,000	87,000	87,000	87,000	813,816
Transfer District 11	1,391,248	350,000	350,000	350,000	350,000	350,000	3,141,248
Transfer District 8	19,195	25,000	25,000	25,000	25,000	25,000	144,195
Transfer Intown (District 11)	1,596,805	350,000	350,000	350,000	350,000	350,000	3,346,805
<b>Total Resources</b>	<b>12,302,536</b>	<b>812,000</b>	<b>812,000</b>	<b>812,000</b>	<b>812,000</b>	<b>812,000</b>	<b>16,362,536</b>
<b>Traffic Circulation - MIF &amp; GATISAF</b>							
Downtown Intersection & Pedestrian Facilities		250,000	250,000	250,000	250,000	250,000	1,250,000
Traffic Safety Program		125,000	100,000	100,000	75,000	75,000	475,000
<b>Transportation &amp; Parking Management</b>							
28th Street - 1st Ave North to 13th Ave North		400,000	-	-	-	-	400,000
Complete Streets		400,000	450,000	500,000	500,000	500,000	2,350,000
Complete Streets Implementation Plan Update		150,000	-	-	-	-	150,000
Sidewalk Expansion Program		-	50,000	-	50,000	-	100,000
<b>Inflation Contingency</b>	-	-	21,250	42,500	65,625	82,500	211,875
<b>Prior Year Funding</b>	<b>8,507,378</b>	-	-	-	-	-	<b>8,507,378</b>
<b>Total Requirements</b>	<b>8,507,378</b>	<b>1,325,000</b>	<b>871,250</b>	<b>892,500</b>	<b>940,625</b>	<b>907,500</b>	<b>13,444,253</b>
<b>Unappropriated Balance</b>	<b>3,795,158</b>	<b>3,282,158</b>	<b>3,222,908</b>	<b>3,142,408</b>	<b>3,013,783</b>	<b>2,918,283</b>	<b>2,918,283</b>

**Notes**

1. MIF = Multimodal Impact Fees
2. GATISAF = Gateway Area Transportation Improvements Special Assessment Fee

# Photo Legend by Section

Listed from left to right:

## Overview

- Bay Vista Park Restroom Imps.
- Water Resource Facility NE Backwash (*Pump 6*)
- Resurfacing (*1st St at 5th Ave S*)
- Sunken Gardens Animal Care Center Construction

## Summary

- West Central Streetscape (*Central Ave at 73rd street N.*)
- Water Resources EcoO2 install at LS85
- Obama Main Library Construction
- New Traffic Signal (*30th Ave S. at 34th St. S.*)

## Housing & General Funds

- 40th Avenue Bridge Aerial
- Innovare Bldg. One Construction
- North Straub Park Sod Imps.
- Bear Creek Construction

## Penny Funds

- Police Take Home Cruiser
- Carillon Roundabout and Traffic Signal Imps.
- Walter Fuller Pool Pump Room
- Fire Engine 4, 8, & 12

## Enterprise Funds

- Water Resource Facility NW Return Activated Sludge (RAS) System Pumps
- Macoma Stormwater Pump Station
- New Sanitation Facility Construction
- Water Resources Main Campus (*New Lab*)

## Other Funds

- Complete Streets (*8th Ave N. at Highland St. N.*)
- Al Lang Stadium Improvements
- Historic Uptown - Crosswalk, On-street Parking and Widened Sidewalks (*5th St. N at 5th Ave N*)



**st.petersburg**  
**[www.stpete.org](http://www.stpete.org)**